

WELLMASTER Pipe & Supply Inc.

1494 Bell Mill Road, P.O. Box 456, Tillsonburg, Ontario, Canada, N4G 4J1

Toll Free: 1.800.387.9355

Phone: 519.688.0500

Fax: 519.688.0563

Website: www.wellmaster.ca



2019

PRICE CATALOGUE



INDEX	
SUBMERSIBLE PUMPS	1 - 10
CONSTANT PRESSURE SYSTEM	11 - 18
SUBMERSIBLE MOTORS & CONTROL BOXES	19 - 20
CABLE & ACCESSORIES	21
JET PUMPS	22 - 24
CENTRIFUGAL PUMP	25
SUMP PUMPS & ACCESSORIES	26 - 27
HYDRANTS	28 - 31
TANKS & ACCESSORIES	32 - 35
INSTALLATION ACCESSORIES	36 - 40
POLY PIPE & ACCESSORIES	41 - 42
BRASS, BLACK, GALVANIZED & STAINLESS STEEL FITTINGS	43 - 46N
VALVES - FOOT, CHECK, BALL ETC.	47 - 51
WELL POINTS & SCREENS & WELL ACCESSORIES	52 - 57
RIG PARTS & BITS	58 - 61
WATER TREATMENT	62 - 66
WATER LEVEL INDICATORS	67
DRILLING MUD	68
THREAD SEALANTS, LUBRICANTS, ROPE & MISC.	69
COTEY & JOHNSON CHEMICALS	70
RIDGID	71 - 72
REPAIR PARTS	73

Sales Tax: Extra if applicable

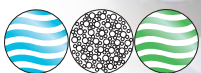
Prices subject to change without notice.

*Quality time comes
from installing
quality products.*

*For a superior quality,
highly efficient
Flint & Walling pump,
with a proven history,
contact us at*

WELLMASTER

Pipe & Supply Inc.



Make a Difference.



SUBMERSIBLE PUMPS

DS-1

FLINT & WALLING SERIES STAINLESS STEEL

C/W F&W MOTOR 4" - 3 WIRE - SINGLE PHASE

Part No.	Model	HP	Volts	US GPM	Stages	Price
F&W8469690	4F05S05	1/2	115	5	15	1510.00
F&W8469700	4F05S05	1/2	230	5	15	1510.00
F&W8469710	4F07S05	1/2	230	07	10	1379.00
F&W8469720	4F10S05	1/2	115	10	8	1299.00
F&W8469740	4F10S05	1/2	230	10	8	1299.00
F&W8469760	4F05S07	3/4	230	5	21	1766.00
F&W8469763	4F07S07	3/4	230	7	14	1656.00
F&W8469765	4F10S07	3/4	230	10	12	1599.00
F&W8469770	4F05S10	1	230	5	26	1918.00
F&W8469773	4F07S10	1	230	7	18	1773.00
F&W8469772	4F10S10	1	230	10	15	1747.00
F&W8469775	4F19S10	1	230	19	9	1700.00
F&W8469780	4F19S15	1 1/2	230	19	12	2148.00
F&W8469783	4F10S20	2	230	10	26	2685.00
F&W8469785	4F19S20	2	230	19	16	2578.00

4" 2 WIRE - SINGLE PHASE - NO CONTROL BOX REQUIRED

F&W8468690	4F05S05	1/2	115	5	15	1472.00
F&W8468700	4F05S05	1/2	230	5	15	1472.00
F&W8468710	4F07S05	1/2	230	7	10	1340.00
F&W8468715	4F07S05	1/2	115	7	10	1340.00
F&W8468720	4F10S05	1/2	115	10	8	1260.00
F&W8468740	4F10S05	1/2	230	10	8	1260.00
F&W8468760	4F05S07	3/4	230	5	21	1748.00
F&W8468763	4F07S07	3/4	230	7	14	1638.00
F&W8468765	4F10S07	3/4	230	10	12	1581.00
F&W8468767	4F05S10	1	230	5	26	1928.00
F&W8468768	4F10S10	1	230	10	15	1758.00
F&W8468770	4F10S15	1 1/2	230	10	20	2268.00

INCLUDES FLINT & WALLING CONTROL BOX FOR 3 WIRE & CLEAR SPLICE KIT

ALL PUMPS 1 1/4" DISCHARGE

Sales Tax: Extra if applicable

Prices subject to change without notice.



SUBMERSIBLE PUMPS						
DS-1						
FLINT & WALLING SERIES STAINLESS STEEL						
C/W FRANKLIN MOTOR 4" - 3 WIRE - SINGLE PHASE AND CONTROL BOX						
Part No.	Model	HP	Volts	US GPM	Stages	Price
M8469690	4F05S05	1/2	115	5	15	1656.00
M8469700	4F05S05	1/2	230	5	15	1656.00
M8469710	4F07S05	1/2	230	07	10	1524.00
M8469720	4F10S05	1/2	115	10	8	1445.00
M8469740	4F10S05	1/2	230	10	8	1445.00
M8469760	4F05S07	3/4	230	5	21	2086.00
M8469763	4F07S07	3/4	230	7	14	1827.00
M8469765	4F10S07	3/4	230	10	12	1770.00
M8469770	4F05S10	1	230	5	26	2092.00
M8469773	4F07S10	1	230	7	18	1947.00
M8469772	4F10S10	1	230	10	15	1922.00
M8469775	4F19S10	1	230	19	9	1876.00
M8469780	4F19S15	1 1/2	230	19	12	2486.00
M8469783	4F10S20	2	230	10	26	3041.00
M8469785	4F19S20	2	230	19	16	2839.00
4" 2 WIRE - SINGLE PHASE - NO CONTROL BOX REQUIRED						
M8468690	4F05S05	1/2	115	5	15	1449.00
M8468700	4F05S05	1/2	230	5	15	1449.00
M8468710	4F07S05	1/2	230	7	10	1317.00
M8468715	4F07S05	1/2	115	7	10	1317.00
M8468720	4F10S05	1/2	115	10	8	1238.00
M8468740	4F10S05	1/2	230	10	8	1238.00
M8468760	4F05S07	3/4	230	5	21	1717.00
M8468763	4F07S07	3/4	230	7	14	1770.00
M8468765	4F10S07	3/4	230	10	12	1599.00
M8468767	4F05S10	1	230	5	26	1866.00
M8468768	4F10S10	1	230	10	15	1697.00

INCLUDES BLACK SPLICE KIT & CONTROL BOX FOR 3 WIRE

ALL PUMPS 1 1/4" DISCHARGE

Sales Tax: Extra if applicable

Prices subject to change without notice.



PUMP WET ENDS					
FLINT & WALLING STAINLESS STEEL					DS-1
Part Number	Model	Motor Needed	U.S. GPM	Stages	Price
8576400	4F05S05	1/2 HP	5	15	626.00
8576425	4F07S05	1/2 HP	7	10	495.00
8576550	4F10S05	1/2 HP	10	8	415.00
8576450	4F05S07	3/4HP	5	21	733.00
8576558	4F07S07	3/4HP	7	14	624.00
8576600	4F10S07	3/4 HP	10	12	567.00
8576500	4F05S10	1 HP	5	26	845.00
8576635	4F07S10	1HP	7	18	700.00
8576640	4F10S10	1HP	10	15	674.00
8576650	4F19S10	1 HP	19	9	628.00
8578350	4F10S15	1 1/2HP	10	20	857.00
8576700	4F19S15	1 1/2 HP	19	12	766.00
8576740	4F10S20	2HP	10	26	988.00
8576750	4F19S20	2HP	19	16	880.00

ALL PUMPS 1 1/4" DISCHARGE

F & W 1 1/2 - 7 1/2 H.P.						
35, 55 and 85 GPM						
WET END STAINLESS STEEL						DS-1
Part Number	Model	Motor Needed	U.S. GPM	Stages	Discharge Diameter	Price
	4F35S15	1 1/2	35	5	2"	1456.00
8577372	4F35S20	2 HP	35	7	2"	1637.00
8577375	4F35S30	3 HP	35	10	2"	2047.00
8577380	4F35S50	5 HP	35	16	2"	2615.00
	4F55S15	1 1/2	55	4	2"	1474.00
8577390	4F55S20	2 HP	55	5	2"	1649.00
8577400	4F55S30	3 HP	55	7	2"	2065.00
8577405	4F55S50	5 HP	55	11	2"	2854.00
	4F55S75	7 1/2	55	18	2"	4377.00
8577410	4F85S20	2 HP	85	4	2"	1890.00
8577420	4F85S30	3 HP	85	6	2"	2182.00
8577450	4F85S50	5 HP	85	10	2"	3166.00
	4F85S75	7 1/2	85	15	2"	4663.00

Requires Check Valve - Not Included

Sales Tax: Extra if applicable

Prices subject to change without notice.



4" 10 GPM • 1/2 thru 3 HP • 3450 RPM • 60 Cycle



HP Size and Model No.	Stage	Weight		Discharge Pressure PSI	DEPTH TO WATER LEVEL IN FEET																				Max. Press.						
		Motor Type	Ship Wt.		20	40	60	80	100	120	140	160	180	200	225	250	275	300	350	400	450	500	550	600	650	700	800	900	Ft.	PSI	
CAPACITIES IN GALLONS PER MINUTE																															
1/2 HP 4F10A05 4F10S05 4F10G05	8	1 PH	27	0																										250	108
		3 Wire		20	14.6	14.1	14.7	14.2	13.4	12.6	11.7	10.8	9.7	8.3	6.3	2.1															
		40		12.8	12.0	11.0	10.0	8.7	6.9	4.8																					
3/4 HP 4F10A07 4F10S07 4F10G07	12	1 PH	32	0																										375	162
		3 Wire		20		14.9	14.5	15.0	14.6	14.1	13.6	13.1	12.5	12.0	11.3	10.4	9.7	8.5	5.7												
		40		14.3	13.8	13.3	12.8	12.4	11.4	11.0	10.5	9.6	8.9	7.9	6.1	3.5															
1 HP 4F10A10 4F10S10 4F10G10	15	1 PH	36	0																										470	203
		3 Wire		20			15.0	14.7	14.3	13.8	13.4	13.0	12.6	12.1	11.6	10.9	10.2	9.6	7.6	4.6	3.8										
		40		14.9	14.5	14.1	13.7	13.3	12.9	12.4	11.9	11.4	10.9	10.3	9.5	8.6	7.9	4.5													
		1 PH	36	60	13.9	13.5	12.7	12.3	11.8	11.2	10.9	10.3	9.7	8.9	7.8	6.6	5.0														
		2 Wire		80	13.1	12.6	12.1	11.7	11.2	10.7	10.1	9.7	9.0	8.2	6.8	5.3	2.6														

NOTE: Pipe friction loss in drop pipe is not included in chart above.

4" 19 GPM • 1/2 thru 5 HP • 3450 RPM • 60 Cycle



HP Size and Model No.	Stg.	Weight		Disch. Press. PSI	DEPTH TO WATER LEVEL IN FEET																				Max. Pressure						
		Motor Type	Ship Wt.		20	40	60	80	100	120	140	160	180	200	225	250	275	300	325	350	400	450	500	550	600	650	700	800	Ft.	PSI	
CAPACITIES IN GALLONS PER MINUTE																															
1/2 HP 4F19A05 4F19S05	5	1 PH	28	0																										155	67
		3 Wire		20	22.0	24.6	22.7	20.5	17.9	15.0	10.4																				
		40		16.0	12.2	3.5																									
3/4 HP 4F19A07 4F19S07	7	1 PH	33	0																										215	93
		3 Wire		20	24.4	22.9	21.4	19.5	17.5	15.3	12.4	8.6																			
		40		20.6	18.7	16.6	14.3	11.0	5.5																						
1 HP 4F19A10 4F19S10 4F19G10	9	1 PH	36	0																										283	122
		3 Wire		20	25.2	24.0	25.5	24.4	23.2	22.1	20.7	19.4	17.8	16.2	13.7	11.4	6.2	5.0													
		40		22.5	21.2	19.8	18.4	16.8	15.2	12.8	10.4	5.6																			
		1 PH	36	60	19.5	17.9	16.4	14.5	12.2	9.6	3.5																				
		2 Wire		80	15.7	13.7	11.5	8.0																							

NOTE: Pipe friction loss in drop pipe is not included in chart above.

Sales Tax: Extra if applicable

Prices subject to change without notice.



Pumpen Intelligenz.

Stainless Steel Submersible Well Pumps
WILO 4" NR Series

Product Brochure.



WILO, FLINT & WALLING & SULZER 6" & 8" PUMPS AVAILABLE

CALL FOR PRICING

Sales Tax: Extra if applicable

Prices subject to change without notice.

WILO 5 GPM PERFORMANCE

MODEL	HP	PSI	Depth to Water in Feet																											
			20	40	60	80	100	120	140	160	180	200	220	240	260	280	300	340	380	420	460	500	540	580	620	660	700	740	780	
TWI4.05-13	½	0								7.4	6.9	6.5	6.0	5.5	5.1	4.6	4.1	3.4												
		20					7.2	6.8	6.3	5.8	5.4	4.9	4.5	3.9	3.2	2.2														
		30				7.2	6.7	6.2	5.8	5.3	4.9	4.4	3.8	3.1	2.0															
		40		7.5	7.1	6.6	6.2	5.7	5.2	4.8	4.3	3.7	2.9	1.8																
		50	7.5	7.0	6.6	6.1	5.6	5.2	4.7	4.2	3.6	2.8	1.5																	
		60	7.0	6.5	6.0	5.6	5.1	4.6	4.1	3.5	2.6																			
Shut-off PSI			144	135	126	118	109	101	92	83	75	66	57	49	40	31	23													
TWI4.05-18	¾	0								7.9	7.6	7.3	7.0	6.6	6.3	5.9	5.6	4.9	4.2	3.3	1.8									
		20					7.8	7.5	6.8	6.5	6.2	5.8	5.5	5.2	4.8	4.1	3.1	1.4												
		30				7.8	7.5	7.1	6.8	6.5	6.1	5.8	5.4	5.1	4.8	4.4	3.6	2.3												
		40			7.7	7.4	7.1	6.7	6.4	6.1	5.7	5.4	5.1	4.7	4.4	4.0	2.9	1.1												
		50		7.7	7.4	7.0	6.7	6.3	6.0	5.7	5.3	5.0	4.7	4.3	3.9	3.4	2.0													
		60	7.6	7.3	7.0	6.6	6.3	6.0	5.6	5.3	5.0	4.6	4.3	3.9	3.4	2.7														
Shut-off PSI			202	193	185	176	167	159	150	141	133	124	116	107	98	90	81	64	46	29	12									
TWI4.05-22	1	0										7.6	7.3	7.1	6.8	6.5	6.0	5.4	4.9	4.3	3.6	2.6								
		20								7.5	7.3	7.0	6.7	6.4	6.2	5.9	5.3	4.8	4.2	3.5	2.4									
		30								7.5	7.2	6.9	6.7	6.4	6.1	5.8	5.6	5.0	4.5	3.8	2.9	1.5								
		40						7.4	7.2	6.9	6.6	6.3	6.1	5.8	5.5	5.2	4.7	4.1	3.3	2.2										
		50					7.4	7.1	6.9	6.6	6.3	6.0	5.7	5.5	5.2	4.9	4.4	3.7	2.7	1.2										
		60				7.4	7.1	6.8	6.5	6.3	6.0	5.7	5.4	5.2	4.9	4.0	3.2	1.9												
Shut-off PSI							215	206	197	189	180	171	163	154	145	137	128	111	94	76	59	42	24							

WILO 10 GPM PERFORMANCE

MODEL	HP	PSI	Depth to Water in Feet																													
			20	40	60	80	100	120	140	160	180	200	220	240	260	280	300	340	380	420	460	500	540	580	620	660	700	740	780	820	860	900
TWI4.10-09	½	0		16.2	15.5	14.8	14.0	13.1	12.1	11.0	9.8	8.3	6.3	3.1																		
		20	15.3	14.6	13.7	12.8	11.7	10.6	9.4	7.8	5.4																					
		30	14.4	13.6	12.6	11.6	10.4	9.1	7.5	5.0																						
		40	13.4	12.4	11.4	10.3	8.9	7.1	4.5																							
		50	12.3	11.2	10.1	8.7	6.8	4.0																								
		60	11.1	9.9	8.4	6.4	3.4																									
Shut-off PSI			101	92	84	75	66	58	49	41	32	23	15	6																		
TWI4.10-12	¾	0		16.0	15.5	15.0	14.4	13.8	13.1	12.3	11.5	10.7	9.8	8.7	7.4	5.6																
		20	15.9	15.4	14.8	14.2	13.5	12.8	12.1	11.3	10.4	9.5	8.3	6.9	4.9	2.2																
		30	15.3	14.7	14.1	13.4	12.7	12.0	11.1	10.3	9.3	8.1	6.6	4.6																		
		40	14.6	14.0	13.3	12.6	11.8	11.0	10.1	9.1	7.9	6.3	4.2																			
		50	13.9	13.2	12.5	11.7	10.9	10.0	9.0	7.7	6.0	3.8																				
		60	13.1	12.4	11.6	10.8	9.8	8.8	7.5	5.7	3.3																					
Shut-off PSI			138	129	120	112	103	94	86	77	68	60	51	42	34	25	16															
TWI4.10-15	1	0		16.0	15.8	15.5	15.0	14.5	13.9	13.2	12.5	11.8	11.2	10.5	9.8	8.0	5.2															
		20	15.9	15.7	15.3	14.9	14.3	13.7	13.0	12.3	11.6	10.9	10.3	9.5	8.7	7.6	4.6															
		30	15.9	15.6	15.3	14.8	14.2	13.6	12.9	12.2	11.5	10.8	10.1	9.4	8.5	7.4	6.1															
		40	15.6	15.2	14.7	14.1	13.5	12.8	12.1	11.4	10.7	10.0	9.3	8.4	7.3	5.8	4.0															
		50	15.1	14.6	14.0	13.4	12.7	12.0	11.3	10.6	9.9	9.1	8.2	7.1	5.6	3.6																
		60	14.5	13.9	13.2	12.6	11.9	11.2	10.5	9.8	9.0	8.1	6.9	5.3	3.3																	
Shut-off PSI			174	166	157	148	140	131	122	114	105	96	88	79	70	62	53	36	18													

Sales Tax: Extra if applicable

Prices subject to change without notice.



SUBMERSIBLE PUMPS						
TWI - NR						DS-1
WILO SERIES STAINLESS STEEL						
C/W 4" - 3 WIRE - SINGLE PHASE MOTOR						
Part No.	Model	HP	Volts	GPM	Stages	Price
M8474068	NR 405-13	1/2	115	5	13	1339.00
M8474070	NR 405-13	1/2	230	5	13	1339.00
M8474072	NR 405-18	3/4	230	5	18	1591.00
	NR 405-22	1	230	5	22	1777.00
	NR 410-26	1 1/2	230	5	26	2106.00
M8474095	NR 410-9	1/2	115	10	9	1101.00
M8474085	NR 410-9	1/2	230	10	9	1101.00
M8475010	NR 410-12	3/4	230	10	12	1339.00
M8475015	NR 410-15	1	230	10	15	1468.00
	NR 410-21	1 1/2	230	10	21	2004.00
	NR 410-27	2	230	10	27	2589.00
	NR 418-5	1/2	230	18	5	1128.00
	NR 418-7	3/4	230	18	7	1493.00
M8476015	NR 418-9	1	230	18	9	1606.00
	NR 418-13	1 1/2	230	18	13	2075.00
	NR 418-17	2	230	18	17	2383.00

WILO TWU SERIES S/S						
C/W WILO MOTOR						
Part No.	Model	HP	Volts	GPM	Stages	Price
M8476070	TWU410-7	1/2	230	10	7	927.00
M8476080	TWU410-7	1/2	115	10	7	927.00
M8476095	TWU410-10	3/4	230	10	10	985.00
8526090	TWU410-7	1/2	Pump End Only		7	237.00

Control Boxes Priced Separately

Sales Tax: Extra if applicable

Prices subject to change without notice.



SUBMERSIBLE PUMPS						
TW1-NR				DS-1		
WILO SERIES STAINLESS STEEL						
C/W 4" - 2 WIRE - SINGLE PHASE MOTOR						
Part No.	Model	HP	Volts	GPM	Stages	Price
M8474055	NR 405-13	1/2	115	5	13	1391.00
M8474060	NR 405-13	1/2	230	5	13	1391.00
M8474065	NR 405-18	3/4	230	5	18	1696.00
	NR 405-22	1	230	5	22	1963.00
	NR 405-26	1 1/2	230	5	26	2384.00
M8474090	NR 410-9	1/2	115	10	9	1182.00
M8474080	NR 410-9	1/2	230	10	9	1182.00
M8475000	NR 410-12	3/4	230	10	12	1449.00
M8475005	NR 410-15	1	230	10	15	1599.00
	NR 410-21	1 1/2	230	10	21	2094.00
	NR 418-5	1/2	115	18	5	1376.00
	NR 418-5	1/2	230	18	5	1376.00
M8475020	NR 418-7	3/4	230	18	7	1661.00
	NR 418-9	1	230	18	9	1737.00
	NR 418-13	1 1/2	230	18	13	2299.00

WILO TWU SERIES S/S						
C/W WILO MOTOR						
Part No.	Model	HP	Volts	GPM	Stages	Price
M8476050	TWU410-7	1/2	230	10	7	997.00
M8476060	TWU410-7	1/2	115	10	7	997.00
M8476065	TWU410-10	3/4	230	10	10	1090.00
8526090	TWU410-7	1/2	Pump End Only		7	268.00

Sales Tax: Extra if applicable

Prices subject to change without notice.



CONSTANT PRESSURE			
4" COMMANDER PRO15 CONSTANT PRESSURE FLINT & WALLING			
DS-1			
PART NO.	MODEL	DESCRIPTION	PRICE
	VS1507LT		4995.00
M8474069LT	VS1510LT	PACKAGE INCLUDES PUMP, MOTOR, 1 1/2 HP	4795.00
M8474076LT	VS1519LT	AND VS15 CONTROLLER	5046.00
M8474067LT	VS1527LT	TANK NOT INCLUDED MINIMUM 4 GALLON	4881.00

4" COMMANDER PRO20 CONSTANT PRESSURE FLINT & WALLING			
DS-1			
PART NO.	MODEL	DESCRIPTION	PRICE
	VS2007LT		5554.00
	VS2010LT	COMPLETE SYSTEM	5327.00
	VS2019LT	PACKAGE INCLUDES	5314.00
	VS2027LT	PUMP, MOTOR, 2HP, TANK	5143.00
	VS2035LT	AND VS20 CONTROLLER	5573.00
TANK NOT INCLUDED			

PRO 30 - CALL FOR PRICING

CONSTANT PRESSURE SYSTEM FITTING			
DS-1			
PART NO.	MODEL	DESCRIPTION	PRICE
8528680	SSMK12510C	S/S MANIFOLD PACKAGE	195.00
8528677		LEAD FREE MANIFOLD PACKAGE C/W BRACKET	210.00
8528681		BRACKET FOR MANIFOLD PACKAGE	58.00

Sales Tax: Extra if applicable

Prices subject to change without notice.

Commander® Pro Variable Speed Controllers



1.5, 2 and 3 HP Constant Pressure Systems for Home, Irrigation & Deep Well Applications

The Commander Pro VS and TVS series of pre-packaged constant pressure water systems are designed specifically for demanding applications. These models are engineered to provide a constant pressure water supply from as deep as 950' or at flows from 2 to 125 GPM.

These systems feature Flint & Walling 4" submersible pump end, pressure transducer or pressure switch, single phase input and NEMA 3R enclosures

Applications include:

Residential Water Systems

- "City-like" water pressure
- Smaller tank saves space

Geothermal Systems

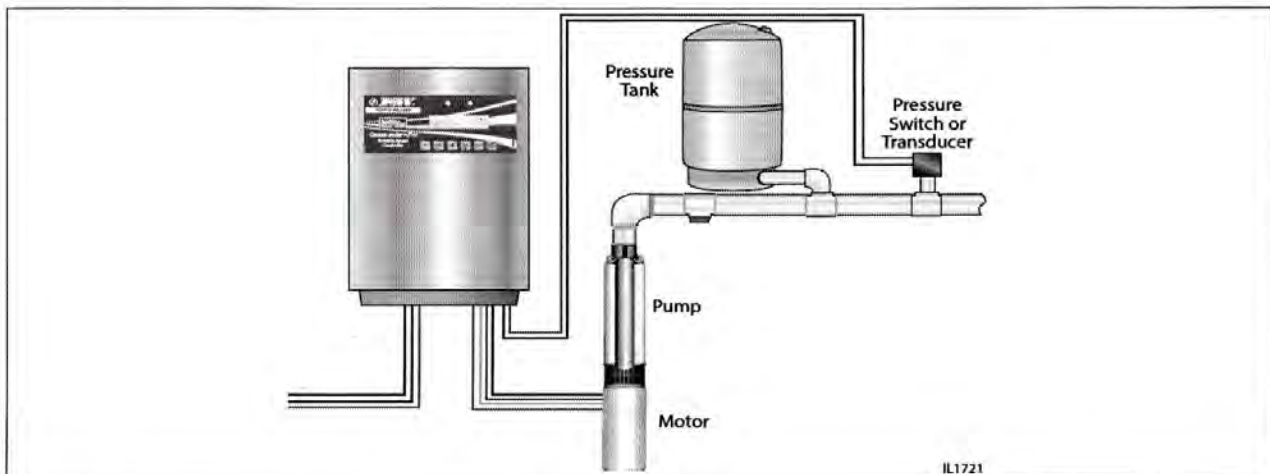
- No need for large buried tanks
- Eliminates pressure cycling

Lawn Irrigation Systems

- Even distribution of water in zones
- Eliminates need for separate system

Water Treatment Systems

- More efficient back flushing
- No need for multiple pumps



WIRE SIZING

The maximum allowable wire lengths for connection of motor to the controller are given in the following table.

System	HP	Max. Length	AWG Copper Wire Sizes, 140F/60C Insulation				
			14	12	10	8	6
VS15 TVS15	1.5	Feet	420	670	1060	1670	-
		Meters	128	204	322	508	-
VS20 TVS20	2	Feet	320	510	810	1280	2010
		Meters	97	155	246	390	612
VS30 TVS30	3	Feet	240	390	620	990	1540
		Meters	73	119	189	302	469

Sales Tax: Extra if applicable

Prices subject to change without notice.




Commander® Pro Variable Speed Controllers

		GENERAL SPECIFICATIONS		
		Commander Pro 15 VS and TVS Series	Commander Pro 20 VS and TVS Series	Commander Pro 30 VS and TVS Series
Input (From Power Source)	Voltage	200-250 V/Single Phase		
	Frequency	60/50 Hertz		
	Amps (RMS)	11 Amps	19 Amps	23 Amps
	Power (Idle)	35 Watts	65 Watts	65 Watts
	Power	2400 Watts @ 80 Hz	3800 Watts @ 80 Hz	4600 Watts @ 80 Hz
	Power Factor	1 (Constant)		
Output (To Motor)	Voltage	Variable V / Three Phase		
	Frequency	Variable (30-80 Hz)		
	Amps (RMS)	5.9 Amps (6.5A Max.)	8.1 Amps (8.5A Max.)	10.9 Amps
	Start	High Torque - Soft Start		
Pressure	25 - 80 PSI (preset at 50 psi)			
Controller Enclosure	NEMA 3R (Indoor/outdoor)			

"City-like" water pressure for rural water systems in one complete package. Systems include:



Flint & Walling VS 15, 20 or 30 Controller with advanced electronics. NEMA 3R enclosure. Adjusts 25 to 80 PSI constant pressure. Includes pressure switch.



Factory specified pump end for optimal performance and efficiency. Specifically factory engineered to be compatible with VS15, 20 and 30 controllers.



Proven water-lubricated motor. Performance matched for long life. Specified to avoid overload.



¹024545 - Pressure switch kit w/lead
¹023049 - Pressure switch only
²024586 - Pressure transducer kit (0-100PSI), factory installed
²024577 - Pressure transducer only 0 - 100 PSI
²024587 - Pressure transducer kit (0-300 PSI)
²024585 - Pressure transducer only (0-300 PSI)

Sales Tax: Extra if applicable

Prices subject to change without notice.

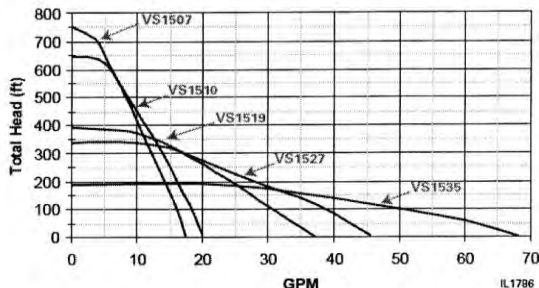
Commander® Pro Variable Speed Controllers



Commander® PRO15

Model	Disch.	Pump Dia.*	Pump Length	Motor Dia.	Motor Length	Total Length
VS1507	1-1/4"	3.88"	19.4"	3.75"	11.8"	31.2"
VS1510	1-1/4"	3.88"	18.9"	3.75"	11.8"	30.7"
VS1519	1-1/4"	3.88"	17.0"	3.75"	11.8"	28.8"
VS1527	1-1/4"	3.88"	15.3"	3.75"	11.8"	27.1"
VS1535**	2"	3.88"	11.8"	3.75"	11.8"	23.6"

* Including Cable Guard
**VS1535 does not include an internal check valve.
For packages less tank, use "LT" suffix after package part number, i.e. VS1510LT.
NEMA 3R.

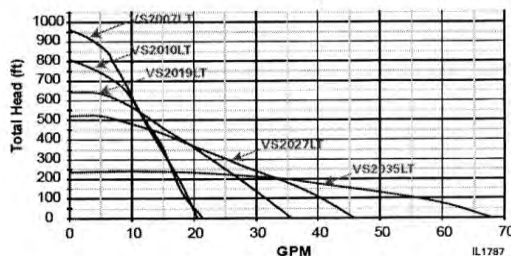


Commander® PRO20

DIMENSIONS

Model	Disch.	Pump Dia.*	Pump Length	Motor Dia.	Motor Length	Total Length
VS2007LT	1-1/4"	3.88"	22.60	3.75	13.62	36.22
VS2010LT	1-1/4"	3.88"	20.25	3.75	13.62	33.87
VS2019LT	1-1/4"	3.88"	18.25	3.75	13.62	31.87
VS2027LT	1-1/4"	3.88"	16.85	3.75	13.62	30.47
VS2035LT**	2"	3.88"	12.56	3.75	13.62	26.18

* Including cable guard
** VS2035 does not include an internal check valve
NEMA 3R.

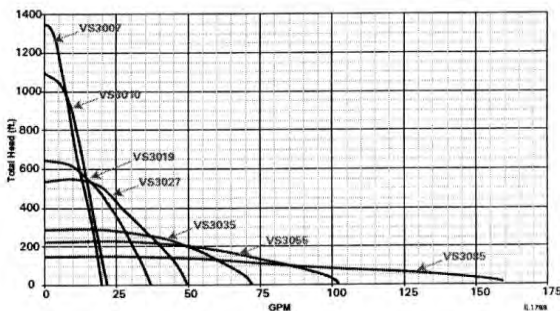


Commander® PRO30

DIMENSIONS

Model	Disch.	Pump Dia.*	Pump Length	Motor Dia.	Motor Length	Total Length
VS3007	1-1/4"	3.88"	26.00"	3.75"	16.06"	42.1"
VS3010	1-1/4"	3.88"	24.25"	3.75"	16.06"	40.3"
VS3019	1-1/4"	3.88"	18.25"	3.75"	16.06"	34.3"
VS3027	1-1/4"	3.88"	18.90"	3.75"	16.06"	35.0"
VS3035**	2"	3.88"	14.25"	3.75"	16.06"	30.3"
VS3055**	2"	3.88"	14.50"	3.75"	16.06"	30.6"
VS3085**	2"	3.88"	14.50"	3.75"	16.06"	30.6"

* Including Cable Guard
**VS3035, VS3055 & VS3085 do not include an internal check valve.
For packages less tank, use "LT" suffix after package part number, i.e. VS3010LT.
NEMA 3R.



FCC
Part 15
Class A



On controls
purchased
separately

Sales Tax: Extra if applicable

Prices subject to change without notice.

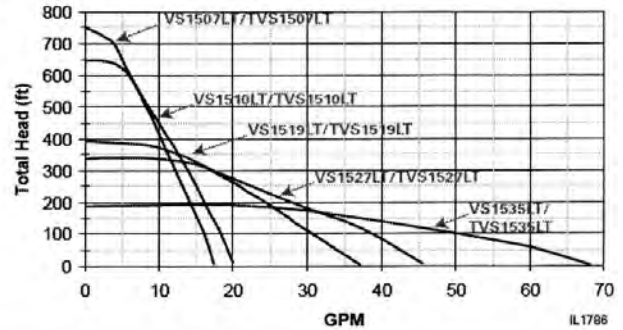


Commander® PRO15



Model	Disch.	Pump Dia. *	Pump Length	Motor Dia.	Motor Length	Total Length
VS1507LT TVS1507LT	1-1/4"	3.88"	19.4"	3.75"	11.8"	31.2"
VS1510LT TVS1510LT	1-1/4"	3.88"	18.9"	3.75"	11.8"	30.7"
VS1519LT TVS1519LT	1-1/4"	3.88"	17.0"	3.75"	11.8"	28.8"
VS1527LT TVS1527LT	1-1/4"	3.88"	15.3"	3.75"	11.8"	27.1"
VS1535LT** TVS1535LT**	2"	3.88"	11.8"	3.75"	11.8"	23.6"

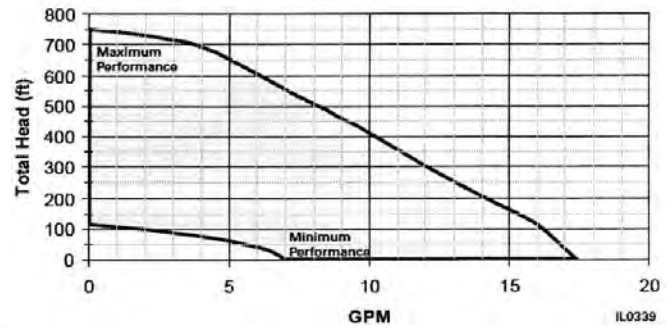
* Including Cable Guard
 **VS1535/TVS1535 does not include an internal check valve.
 For models with pressure transducer, add a "T" prefix to the model, i.e. TVS1507LT.
 NEMA 3R.



Pumping Depth in Feet	GPM @ Pressure Sensor Setting					Max. Shut-Off (PSI)
	30	40	50*	60	70	
20	16.3	16.0	15.6	15.1	14.6	324
40	16.1	15.6	15.1	14.6	14.1	
60	15.7	15.2	14.7	14.2	13.7	
80	15.3	14.8	14.2	13.8	13.3	
100	14.8	14.3	13.8	13.3	12.9	
120	14.4	13.9	13.4	12.9	12.5	
140	14.0	13.5	13.0	12.5	12.1	
160	13.5	13.1	12.6	12.1	11.7	
180	13.1	12.7	12.2	11.8	11.3	
200	12.7	12.3	11.8	11.4	10.9	
220	12.3	11.9	11.5	11.0	10.6	
240	12.0	11.5	11.1	10.6	10.2	
260	11.6	11.1	10.7	10.3	9.8	
280	11.2	10.8	10.3	9.9	9.4	
300	10.8	10.4	9.9	9.5	9.0	
350	9.9	9.4	8.9	8.4	7.9	
400	8.9	8.3	7.9	7.4	6.9	
450	7.8	7.3	6.8	6.4	5.9	
500	6.7	6.3	5.8	5.4	5.0	
550	5.8	5.3	4.9	4.4	3.7	
600	4.8	4.3	3.5	1.5	-	
650	3.3	.8	-	-	-	

* Factory preset 50 PSI

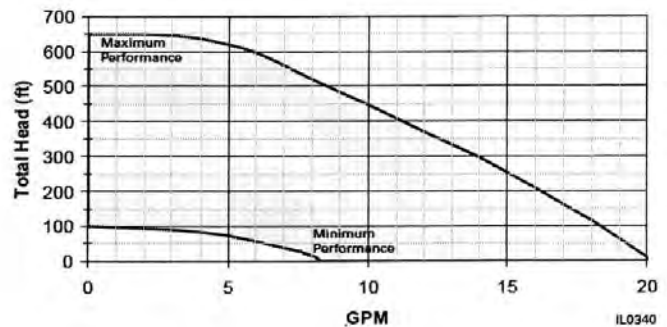
Model VS1507LT, TVS1507LT



Pumping Depth in Feet	GPM @ Pressure Sensor Setting					Max. Shut-Off (PSI)
	30	40	50*	60	70	
20	18.6	18.1	17.8	17.2	16.8	280
40	18.2	17.7	17.2	16.7	16.2	
60	17.8	17.2	16.8	16.2	15.8	
80	17.3	16.8	16.3	15.8	15.3	
100	16.9	16.4	15.8	15.3	14.8	
120	16.4	15.9	15.4	14.9	14.4	
140	16.0	15.5	14.9	14.4	13.8	
160	15.6	15.0	14.4	13.9	13.4	
180	15.1	14.6	14.0	13.4	12.8	
200	14.8	14.1	13.5	12.9	12.2	
220	14.1	13.8	12.9	12.3	11.8	
240	13.6	13.0	12.4	11.8	11.2	
260	13.1	12.5	11.9	11.3	10.7	
280	12.6	12.0	11.4	10.8	10.2	
300	12.0	11.4	10.8	10.3	9.6	
350	10.8	10.1	9.5	8.8	8.2	
400	9.4	8.8	8.1	7.5	7.0	
450	8.2	7.4	6.3	6.3	5.5	
500	6.8	6.2	4.0	3.9	-	
550	5.1	3.8	-	-	-	

* Factory preset 50 PSI

Model VS1510LT, TVS1510LT



Sales Tax: Extra if applicable

Prices subject to change without notice.

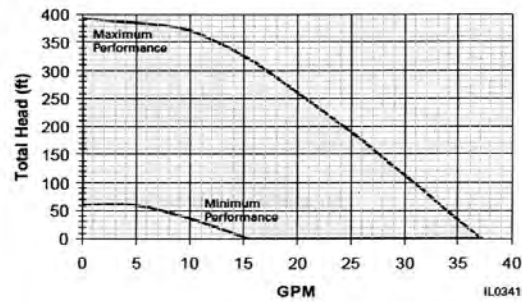


Commander® PRO15

Pumping Depth in Feet	GPM @ Pressure Sensor Setting					Max. Shut-Off (PSI)
	30	40	50*	60	70	
20	31.8	30.0	28.5	27.2	26.3	169
40	30.2	28.7	27.4	26.0	24.2	
60	29.0	27.5	26.0	24.5	22.7	
80	27.7	26.3	24.6	23.0	21.2	
100	26.5	25.0	23.1	21.5	19.5	
120	25.2	23.0	21.6	20.0	18.0	
140	23.7	22.0	20.0	18.5	16.8	
160	22.1	20.2	18.5	17.0	15.2	
180	20.6	18.7	17.2	15.2	13.5	
200	19.0	17.5	15.7	13.9	11.4	
220	17.7	16.0	14.0	11.9	7.0	
240	16.3	14.4	12.0	9.9		
260	14.6	12.5	9.0			
280	12.7	9.9				
300	10.3					

* Factory preset 50 PSI

Model VS1519LT, TVS1519LT

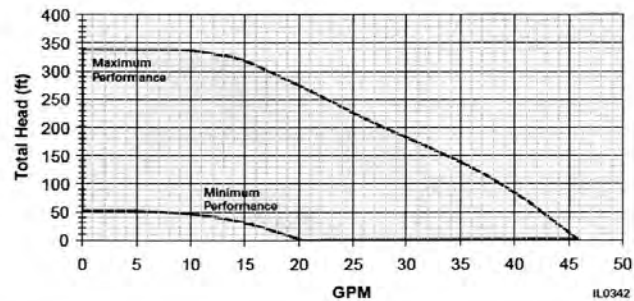


IL0341

Pumping Depth in Feet	GPM @ Pressure Sensor Setting					Max. Shut-Off (PSI)
	30	40	50*	60	70	
20	39.5	37.5	35.4	33.0	30.0	146
40	37.9	35.6	33.2	30.5	27.4	
60	36.0	33.5	30.9	28.0	25.0	
80	34.0	31.2	28.2	25.3	22.8	
100	31.5	28.6	25.6	23.1	20.6	
120	29.1	25.6	23.5	21.2	18.9	
140	26.4	23.8	21.4	19.2	16.9	
160	24.2	21.8	19.5	17.2	14.4	
180	22.1	19.8	17.5	15.1		
200	20.0	17.9	15.3	14.5		
220	18.2	15.9	10.3			
240	16.2	11.8				
260	13.0					

* Factory preset 50 PSI

Model VS1527LT, TVS1527LT



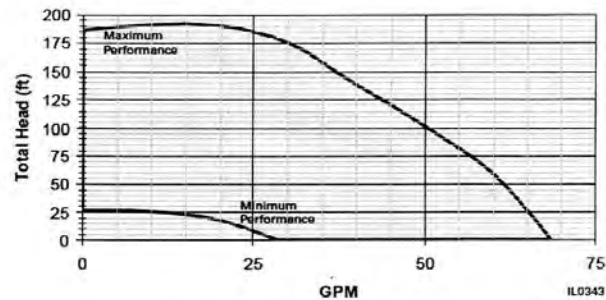
IL0342

Pumping Depth in Feet	GPM @ Pressure Sensor Setting					Max. Shut-Off (PSI)
	30	40	50*	60	70	
20	53.0	47.0	40.8	34.9	27.0	81
40	47.9	41.5	35.8	28.5		
60	42.3	36.4	30.0			
80	37.0	31.0				
100	32.0					
120	21.0					

* Factory preset 50 PSI

**VS1535 does not include an internal check valve.

Model VS1535LT, TVS1535LT



IL0343

Sales Tax: Extra if applicable

Prices subject to change without notice.

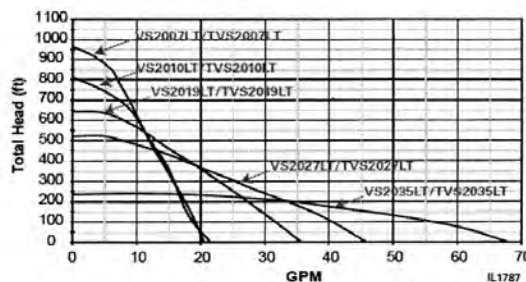
Commander® PRO20



FLINT & WALLING
Zoeller Family of Water Solutions™

Model	DIMENSIONS					Total Length
	Disch.	Pump Dia.*	Pump Length	Motor Dia.	Motor Length	
VS2007LT TVS2007LT	1-1/4"	3.88"	22.60"	3.75"	13.62"	36.22"
VS2010LT TVS2010LT	1-1/4"	3.88"	20.25"	3.75"	13.62"	33.87"
VS2019LT TVS2019LT	1-1/4"	3.88"	18.25"	3.75"	13.62"	31.87"
VS2027LT TVS2027LT	1-1/4"	3.88"	16.85"	3.75"	13.62"	30.47"
VS2035LT** TVS2035LT**	2"	3.88"	12.56"	3.75"	13.62"	26.18"

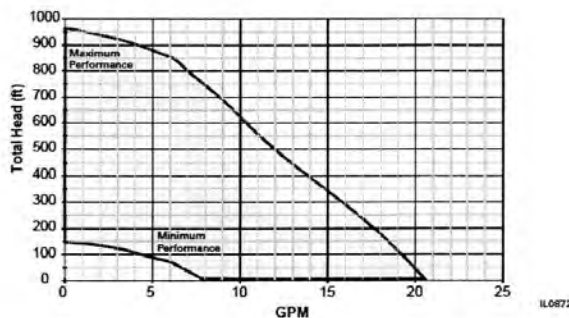
* Including cable guard
** VS2035LT/TVS2035LT does not include an internal check valve
For models with pressure transducer, add a "T" prefix to the model, i.e. TVS2007LT
NEMA 3R.



Pumping Depth in Feet	Maximum GPM @ Pressure Sensor Setting				Max. Shut-Off (PSI)
	40	50*	60	70	
					417
50	18.5	18.2	17.8	17.4	
100	17.7	17.3	16.9	16.4	
150	16.8	16.4	15.9	15.5	
200	15.9	15.4	15.0	14.5	
250	14.9	14.5	14.0	13.6	
300	13.93	13.5	13.0	12.6	
350	12.95	12.6	12.1	11.7	
400	12.05	11.7	11.3	11.0	
450	11.24	10.9	10.5	10.2	
500	10.46	10.1	9.7	9.4	
550	9.65	9.3	9.0	8.6	
600	8.87	8.5	8.1	7.7	
650	7.99	7.6	7.1	6.8	
700	7.05	6.7	6.4	5.7	
750	6.31	5.6	4.6	3.5	
800	4.44	3.3	1.9		
850	1.74				

*Factory preset to 50 PSI

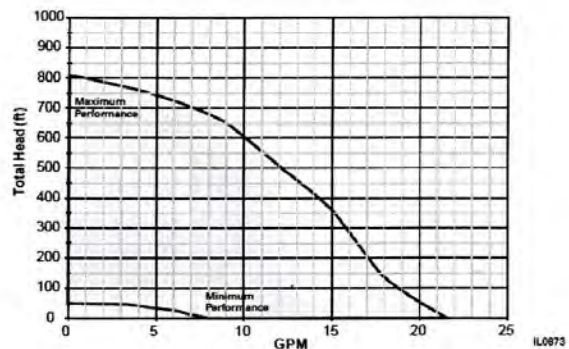
Model VS2007LT, TVS2007LT



Pumping Depth in Feet	Maximum GPM @ Pressure Sensor Setting				Max. Shut-Off (PSI)
	40	50*	60	70	
					351
50	17.9	17.5	17.2	16.9	
100	17.1	16.9	16.6	16.3	
150	16.5	16.3	15.9	15.7	
200	15.9	15.6	15.3	14.9	
250	15.3	14.9	14.5	14.0	
300	14.37	13.9	13.4	13.0	
350	13.43	12.9	12.4	11.9	
400	12.25	11.8	11.4	10.9	
450	11.31	10.8	10.4	9.9	
500	10.33	9.8	9.3	8.7	
550	9.17	8.6	7.7	6.7	
600	7.56	6.5	5.4		
650	5.01				

*Factory preset to 50 PSI

Model VS2010LT, TVS2010LT



Sales Tax: Extra if applicable

Prices subject to change without notice.



FLINT & WALLING

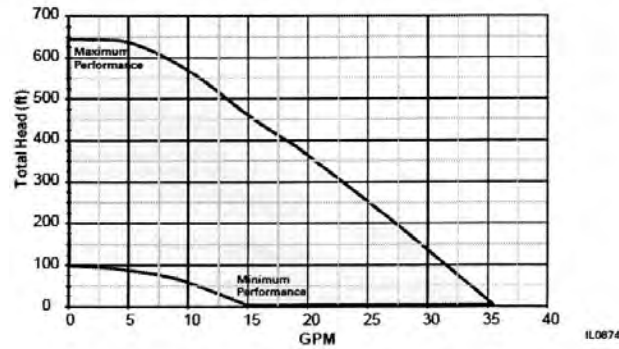
Zoeller Family of Water Solutions™

Commander® PRO20

Model VS2019LT, TVS2019LT

Pumping Depth in Feet	Maximum GPM @ Pressure Sensor Setting				Max. Shut-Off (PSI)
	40	50*	60	70	
					278
50	29.8	28.8	27.8	26.8	
100	27.6	26.5	25.6	24.5	
150	25.4	24.4	23.4	22.3	
200	23.2	22.1	21.0	19.9	
250	20.9	19.7	18.7	17.5	
300	18.5	17.3	16.1	15.0	
350	15.9	14.8	13.7	12.7	
400	13.6	12.5	11.5	10.3	
450	11.2	10.0	8.8	7.3	
500	8.5	7.0			

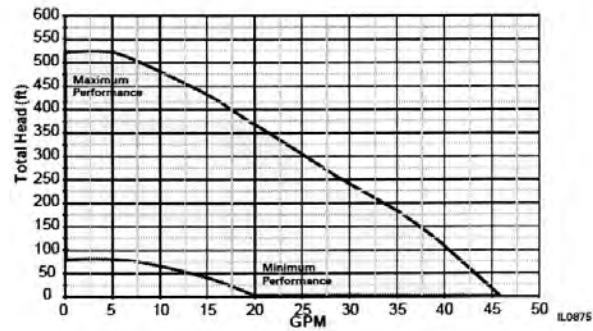
*Factory preset to 50 PSI



Pumping Depth in Feet	Maximum GPM @ Pressure Sensor Setting				Max. Shut-Off (PSI)
	40	50*	60	70	
					226
50	37.9	36.3	34.6	32.4	
100	34.1	32.1	30.1	28.2	
150	29.8	28.0	26.1	24.6	
200	26.0	24.1	22.2	20.4	
250	21.9	20.0	18.5	16.7	
300	18.18	16.4	14.5	12.1	
350	14.15	11.8	9.2	6.7	
400	8.75	6.2			

*Factory preset to 50 PSI

Models VS2027LT, TVS2027LT

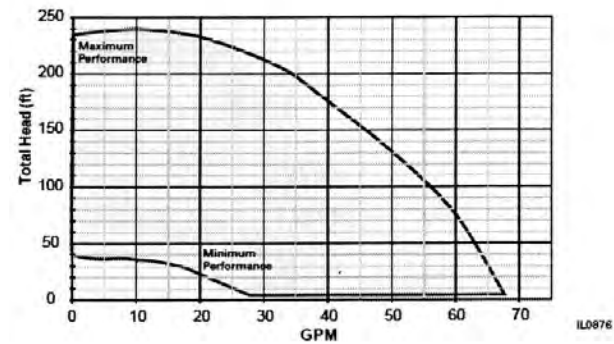


Pumping Depth in Feet	Maximum GPM @ Pressure Sensor Setting				Max. Shut-Off (PSI)
	40	50*	60	70	
					102
25	52.9	48.0	42.8	37.5	
50	47.8	42.2	37.1	30.2	
75	41.8	36.9	29.4	16.6	
100	36.4	28.6	14.3		
125	28.5	9.8			

*Factory preset to 50 PSI

**VS2035LT does not include an internal check valve

Models VS2035LT, TVS2035LT



Sales Tax: Extra if applicable

Prices subject to change without notice.



MADE IN USA FLINT & WALLING

SUBMERSIBLE MOTORS & CONTROL BOXES

MOTORS -- 4"--3 WIRE--SINGLE PHASE

DS-1

PART NUMBER	DESCRIPTION	PRICE
8375450	1/2 HP - 115 volt	728.00
8375550	1/2 HP - 230 volt	728.00
8375650	3/4 HP - 230 volt	867.00
8375850	1 HP - 230 volt	902.00
8375950	1 1/2 HP - 230 volt	1151.00
8376050	2 HP - 230 volt	1296.00

MOTORS--4"--2 WIRE--SINGLE PHASE

DS-1

PART NUMBER	DESCRIPTION	PRICE
8376550	1/2 HP - 115 volt	840.00
8376600	1/2 HP - 230 volt	840.00
8377050	3/4 HP - 230 volt	1009.00
8377120	1 HP - 230 volt	1079.00
8377130	1 1/2 HP - 230 volt	1406.00

CONTROL BOXES

DS-1

PART NUMBER	DESCRIPTION	PRICE
8127250	1/2 HP - 115 volt	151.00
8127350	1/2 HP - 230 volt	151.00
8127450	3/4 HP - 230 volt	161.00
8127550	1 HP - 230 volt	167.00
8127650	1 1/2 HP - 230 volt	227.00
8127750	2 HP - 230 volt	396.00

MERRILL SWITCH/CONTROL BOX COMBINED

DS-1

PART NUMBER	DESCRIPTION	PRICE
8516020	1/2 HP - 230V 40/60	POA
MCSHD.754060	3/4 HP - 230V 40/60	POA
MCSHD1.4060	1 HP - 230V 40/60	POA

Sales Tax: Extra if applicable

Prices subject to change without notice.

FRANKLIN

SUBMERSIBLE MOTORS & CONTROL BOXES

MOTORS -- 4"--3 WIRE--SINGLE PHASE		DS-1
PART NUMBER	DESCRIPTION	PRICE
8375400	1/2 HP - 115 volt	817.00
8375500	1/2 HP - 230 volt	817.00
8375600	3/4 HP - 230 volt	978.00
8375800	1 HP - 230 volt	1018.00
8375900	1 1/2 HP - 230 volt	1296.00
8376000	2 HP - 230 volt 650#	1460.00
8376300	3 HP - 230 volt 900#	2322.00
8377200	5 HP - 230 volt 1500#	3454.00
MOTORS--4"--2 WIRE--SINGLE PHASE		DS-1
PART NUMBER	DESCRIPTION	PRICE
8376500	1/2 HP - 115 volt	944.00
8376600	1/2 HP - 230 volt	944.00
8377000	3/4 HP - 230 volt	1137.00
8377100	1 HP - 230 volt	1217.00
8377150	1 1/2 HP - 230 volt	1583.00

CONTROL BOXES		DS-1
PART NUMBER	DESCRIPTION	PRICE
8127200	1/2 HP - 115 volt	207.00
8127300	1/2 HP - 230 volt	207.00
8127400	3/4 HP - 230 volt	220.00
8127500	1 HP - 230 volt	225.00
8127600	1 1/2 HP - 230 volt	327.00
8127700	2 HP - 230 volt	492.00
8127800	3 HP - 230 volt	590.00
8127900	5 HP - 230 volt	868.00

PUMPTEC		DS-1
PART NUMBER	DESCRIPTION	PRICE
8476153	QD PUMPTEC	430.00
8476150	REGULAR PUMPTEC	614.00

Sales Tax: Extra if applicable

Prices subject to change without notice.

ACCESSORIES		
SPLICING KITS		DS-1
PART NUMBER	DESCRIPTION	PRICE
8161000	3 ONLY #10 THRU #14 BLACK HEAT SHRINK TUBES W/4 STA-KONS @ #1214K3834	6.95
8161015	4 ONLY #10 THRU #14 CLEARHEAT SHRINK TUBES W/4 STA-KONS #CSK 38344	7.90
8161510	4 BLACK #8 SHRINK TUBES C/W STA-KONS	9.50
8161520	4 BLACK #6 SHRINK TUBES C/W STA-KONS	19.20
8161530	4 BLACK #4 SHRINK TUBES C/W STA-KONS	24.00
8161540	4 BLACK #2 SHRINK TUBES C/W STA-KONS	42.00

ACCESSORIES		
SUBMERSIBLE CABLE - STRANDED		DS-1
PART NUMBER	DESCRIPTION	PRICE per ft.
8140026	3C14 WIRE (14/3)	1.09
8140076	3C12 WIRE (12/3)	1.49
8140066	3C10 WIRE (10/3)	2.69
8140000	4C14 WIRE (14/4)	1.39
8140051	4C12 WIRE (12/4)	1.98
8140401	4C10 WIRE (10/4)	3.29
8150401	3C8X1C10 WIRE (8/4)	4.99
8150551	3C6 X 1C8 WIRE (6/4)	8.35
8150552	3C4X1C6 WIRE (4/4)	12.65

Sales Tax: Extra if applicable

Prices subject to change without notice.



FLINT & WALLING JET PUMPS				
EK SERIES - SHALLOW WELL CAST IRON				DS-1
PART NUMBER	H.P.	VOLTS	DESCRIPTION	PRICE
8459010	1/2	115/230 V	EK05S JET PUMP	897.00
8459020	3/4	115/230 V	EK07S JET PUMP	985.00
8459030	1	115/230V	EK10S JET PUMP	1333.00
*INCLUDES PRESSURE SWITCH AND SHALLOW WELL EJECTOR				

FLINT & WALLING CPJ SERIES JET PUMP				
				DS-1
PART NUMBER	H.P.	VOLTS	DESCRIPTION	PRICE
8459015	1/2	115/230 V	CPJ05SB	1356.00
8459017	3/4	115/230 V	CPJ07SB	1599.00
*INCLUDES PRESSURE SWITCH AND SHALLOW WELL EJECTOR				

CPH SERIES CONVERTIBLE				
				DS-1
PART NUMBER	H.P.	VOLTS	DESCRIPTION	PRICE
8459055	1/2	115/230 V	CPH05 PUMP, MOTOR, SWITCH	921.00
8459060	3/4	115/230 V	CPH07 PUMP, MOTOR, SWITCH	961.00
8459065	1	115/230 V	CPH10 PUMP, MOTOR, SWITCH	1042.00
*CPH SERIES REQUIRES CONTROL VALVE PACKAGE WHEN USED FOR DEEP WELL APPLICATIONS				

PART NUMBER	H.P.	PUMP MODEL NUMBER	CONTROL VALVE PACKAGE	PRICE
8200670	ALL	ALL MODELS	134349	119.00

DURO JET PUMP				DS-1
PART NUMBER	H.P.	PUMP MODEL NUMBER	PRICE	
8459025	1/2	DCJ500 #6330		

EJECTOR PACKAGES		CPH SERIES		DS-1
PART NUMBER	H.P.	CONVERTIBLE		PRICE
		EJECTOR	PRICE	
8200675	1/3	DW40E1726	254.00	
8200650		DW40E1622	254.00	
8200655	1/2	DW40E1730	254.00	
8200665		DW40E1828	254.00	
8200650		DW40E1622	254.00	
8200660	3/4	DW40E1630	254.00	
8200675		DW40E1726	254.00	
8200681		DW40E1520	254.00	
8200680	1	DW40E1634	254.00	
8200665		DW40E1828	254.00	
8200681		DW40E1520	254.00	

Sales Tax: Extra if applicable

Prices subject to change without notice.

EK Series Jet Pumps



EK SHALLOW WELL JET PUMPS



Product may not be exactly as shown

EK SHALLOW WELL JET PUMP
Includes: Pump, Motor, Pressure Switch and Ejector.
NOTE: EK05S and EK07S feature built-in ejector - no assembly required. EK10S ejector requires assembly.



EK SHALLOW WELL CAPACITIES

Model	HP	Suction Lift, Ft.	Capacities GPM at Discharge Pressures PSI				Shut Off Pressure @ 0 Lift (PSI)?	Suction & Discharge	Pressure Switch Setting - PSI	Pump Shipping Weight
			20	30	40	50				
EK05S	1/2	5	10.5	9.5	5.8	4.0	60	1-1/4" x 3/4"	20-40	40
		15	7.6	7.3	4.5	2.5				
		25	4.5	4.2	3.5	2.0				
EK07S	3/4	5	15.5	15.0	10.0	5.8	65	1-1/4" x 3/4"	30-50	41
		15	11.9	11.7	9.1	3.8				
		25	6.0	5.8	5.2	2.0				
EK10S	1	5	20.0	20.0	19.5	18.3	65	1-1/4" x 1"	30-50	51
		15	15.8	15.5	15.0	14.5	60			
		25	10.0	9.7	9.5	9.0	55			

Maximum Pump Case Pressure = 150 PSI

CPJS, CPHS, CPJ and CPH Shallow Well Capacities



CPJS AND CPHS MODEL SHALLOW WELL PERFORMANCE WITH SHALLOW WELL EJECTORS

Model No.	HP	Ejector* Assembly	Suction Lift Ft.	Capacities - GPM at Discharge PSI					Suction & Discharge	Pressure Switch Setting	Shut Off Pressure PSI	Pump Shipping Weight
				20	30	40	50	60				
CPJ03SB	1/3	SW03E-1626	5	11.3	10.7	9.5	6.7	1-1/4" X 3/4"	30-50	74	49	
			15	8.7	8.5	7.8	5.3					
			25	5.3	5.3	5.2	4.2					
CPJ05SB CPH05S	1/2	SW05E-1630	5	17.2	16.8	14.8	10.0	1-1/4" X 3/4"	30-50	69	50	
			15	12.8	12.7	12.2	7.7					
			25	7.7	7.5	7.2	5.3					
CPJ07SB	3/4	SW07E-1432	5	19.8	19.5	19.2	18.0	1-1/4" X 1"	30-50	65	58	
			15	15.5	15.2	14.8	14.2					
			25	9.8	9.5	9.3	8.8					
CPJ10SB	1	SW10E-1334	5	23.7	23.5	23.3	23.0	1-1/4" X 1"	30-50	70	62	
			15	18.3	18.3	18.2	18.0					
			25	11.7	11.7	11.5	11.3					
CPJ15S	1-1/2	SW15E-1238	5	30.0	29.8	29.8	29.8	1-1/4" X 1"	30-50	77	72	
			15	24.0	23.8	23.7	23.5					
			25	15.0	15.0	15.0	14.8					

* Ejector assembly included

Sales Tax: Extra if applicable

Prices subject to change without notice.

DEEP WELL PERFORMANCE																			
Model Number	H.P.	Ejector Assembly	Min. Oper. Press.	Disch. Press.	Capacities (G.P.M.) & Shut Off (P.S.I.) at Vertical Distance to Water(Feet)												Press. Switch Setting	Pump Ship. Weight	
					20	30	40	50	60	70	80	90	100	110	120	130			140
CPH03	1/3	DW40E-1726	20	20 40 Shut Off	10.8 6.0 70	8.3 4.7 65	7.0 3.8 61											20-40	56 46 38
		DW40E-1622	24	20 40 Shut Off		7.0 4.3 77	6.2 3.5 72	5.5 3.0 67	4.7 2.3 62										
CPH05	1/2	DW40E-1730	25	30 50 Shut Off	12.5 5.5 67	10.8 3.7 62	8.7 2.0 57											30-50	58 48 40
		DW40E-1828	25-28	30 50 Shut Off	11.2 6.7 75	10.8 5.5 69	8.8 3.8 64	7.2 2.3 59	5.0 0.8 54									30-50	
		DW40E-1622	30	30 50 Shut Off			6.7 4.3 91	6.0 3.8 86	5.3 3.3 80	4.3 2.5 74	3.3 1.7 68	2.5 0.8 60							
CPH07	3/4	DW40E-1630	35-37	30 50 Shut Off	16.7 12.5 75	14.2 8.3 70	12.2 5.0 65	8.3 2.5 59										30-50	61 54 50
		DW40E-1726	37-39	30 50 Shut Off	11.7 9.2 98	11.7 9.2 91	11.5 8.2 86	10.3 7.0 80	9.0 5.7 74	7.7 4.3 69	6.2 3.2 65	4.8 1.7 58						30-50	
		DW40E-1520	39	30 50 Shut Off							5.0 3.7 105	4.8 3.3 95	4.3 3.0 90	3.7 2.7 85	3.2 2.0 80	2.7 1.8 75			
CPH10	1	DW40E-1634	46	30 50 Shut Off	19.2 10.0 71	15.0 7.5 66	11.7 5.0 62	8.3 2.5 57										30-50	65 58 54
		DW40E-1828	46-47	30 50 Shut Off	13.0 12.0 110	13.0 12.0 105	12.8 10.8 99	12.5 9.5 93	10.5 7.8 87	9.0 6.2 81	7.5 5.0 76	5.8 3.5 70	4.0 2.0 64					30-50	
		DW40E-1520	46/47	30 50 Shut Off							5.5 5.2 130	5.5 4.7 123	5.0 4.2 117	4.5 3.7 110	3.8 3.2 104	3.5 2.7 98	2.7 2.2 92		



NOTE: The DW40E ejector can be bolted to the pump as a shallow well ejector or submerged in casing as a convertible "deep well" ejector.

CPJ AND CPH MODEL SHALLOW WELL CAPACITIES WITH CONVERTIBLE EJECTOR

DW40E Ejector

Model No.	HP	Ejector Assembly	Suct. Lift Ft.	Capacities - GPM at Discharge PSI								Suction & Discharge	Pressure Switch Setting	Shut Off Pressure PSI	Pump Ship Weight	
				20	30	40	50	60	70	80	90					
CPJ05B CPH05	1/2	DW40E-1730	5	14.8	14.5	13.2	10.0	6.7					1-1/4" X 3/4"	30-50	75 72 67	46
			15	11.8	11.3	11.2	8.3	5.0								
			25	7.3	7.2	7.0	6.5	3.3								
CPJ07B CPH07	3/4	DW40E-1828	5	12.0	11.5	11.3	10.2	7.8	5.0				1-1/4" X 3/4"	30-50	90 85 80	38
			15	9.0	8.8	8.7	8.5	6.7	4.2							
			25	5.3	5.3	5.2	5.2	5.0	3.3							
CPJ07B CPH07	3/4	DW40E-1630	5	16.0	15.7	15.5	15.0	10.3					1-1/4" X 1"	30-50	75 72 66	56
			15	12.5	12.3	12.3	12.2	7.0								
			25	8.3	8.3	8.2	8.0	4.2								
CPJ10B CPH10	1	DW40E-1726	5	10.2	10.0	9.7	9.5	9.3	9.2	7.5	5.7		1-1/4" X 1"	30-50	120 115 110	56
			15	8.0	7.5	7.3	7.3	7.2	7.2	6.7	5.0					
			25	4.6	4.7	4.5	4.3	4.2	4.2	4.2	3.3					
CPJ10B CPH10	1	DW40E-1634	5	20.8	20.8	20.5	20.3	15.8					1-1/4" X 1"	30-50	80 75 70	58
			15	16.7	16.7	16.3	16.2	13.0								
			25	11.7	11.5	11.3	11.2	9.3								
CPJ10B CPH10	1	DW40E-1828	5	12.2	11.7	11.7	11.3	11.2	11.2	10.8	8.0		1-1/4" X 1"	30-50	125 120 115	49
			15	9.5	9.2	9.0	8.8	8.8	8.8	8.7	6.7					
			25	5.7	5.5	5.3	5.2	5.0	5.0	5.0	5.0					
CPJ15	1-1/2	DW40E-1736	5	23.6	23.3	23.3	23.0	18.7	13.8	8.3			1-1/4" X 1"	30-50	93 88 82	88
			15	18.0	17.8	17.5	17.3	16.3	11.7	6.0						
			25	11.0	10.7	10.7	10.5	10.3	8.3	2.0						

Maximum Pump Case Pressure = 150 PSI

Sales Tax: Extra if applicable

Prices subject to change without notice.




FLINT & WALLING CENTRIFUGAL PUMPS

NON-SELF PRIMING CJ103 SERIES		
BOOSTER PUMP APPLICATION		DS-1
PART NUMBER	DESCRIPTION	PRICE
	1/3 HP PUMP* P	1137.00
	1/2 HP PUMP P	1174.00
	3/4 HP PUMP P	1261.00
	1 HP PUMP P	1350.00
	1 1/2 HP PUMP P	1440.00
	2 HP PUMP B	1927.00
P = THERMOPLASTIC B = BRASS IMPELLER		
* 115 VOLT ONLY		


Note: Brass Impeller Available In All Sizes
Call For Pricing

SELF PRIMING SPJ SERIES		
		DS-1
PART NUMBER	DESCRIPTION	PRICE
	3/4 HP PUMP P	1372.00
8475090	1 HP PUMP P	1430.00
	1 1/2 HP PUMP P	1607.00
8475100	1 1/2 HP PUMP B	1705.00
8475150	2 HP PUMP B	2076.00
P = THERMOPLASTIC B = BRASS IMPELLER		



Sales Tax: Extra if applicable

Prices subject to change without notice.



SUMP & EFFLUENT PUMPS ZOELLER		
		DS-1
PART NUMBER	DESCRIPTION	PRICE
8466460	ZOELLER M53 VERTICAL SWITCH	459.00
8466461	ZOELLER M53 NO SWITCH	425.00

NOVO LAUNDRY TUB PUMP SYSTEM		
		DS-1
PART NUMBER	DESCRIPTION	PRICE
8466495	DYNAMIC 1/4 HP 66 #8099	



DURO SUMP PUMPS		
		DS-1
PART NUMBER	DESCRIPTION	PRICE
8466451	SPWA50 1/2 HP 115V FLOAT	
8466455	SPV 50 1/2 HP 115V VERTICAL	

SEWAGE PUMPS		DS-1
PART NUMBER	DESCRIPTION	PRICE
8467312	DURO SEW50 1/2HP 2" SOLIDS 20' CORD #8097	
8466463	ZOELLER N266 1/2 HP 2" DISCHARGE	897.50
8466464	ZOELLER BN266 1/2 HP 2" DISCHARGE C/W SWITCH	950.00

DURO SEWAGE/TANK PACKAGES		DS-1
Part Number	DESCRIPTION	Price
8467401	1/2HP PKG C/W 24" X 28" (42 US GAL TANK)	



FLOAT SWITCHES		DS-1
PART NUMBER	DESCRIPTION	PRICE
8515125	10FT WITH PLUG #GF10W10FI	78.00
8515135	20 FT WITH PLUG	85.00
8515120	10FT WITH PLUG REVERSE ACTING #GW1CW10FI	78.00
8515200	20FT WITH PLUG REVERSE ACTING	92.00

TULSAR HIGH WATER ALARM		DS-1
PART NUMBER	DESCRIPTION	PRICE
8103570	HIGH WATER ALARM 50' CORD TULSAR	235.00
ZPAC0720	LOW WATER ALARM 50' CORD TULSAR	235.00




SEWAGE CHECK VALVES		DS-1
PART NUMBER	SIZE NPT	PRICE
8552760	1 1/4" OR 1 1/2" COMPRESSION	38.50
8552840	2" PVC COMPRESSION TYPE	85.50
8552845	3" PVC COMPRESSION TYPE	192.50

Sales Tax: Extra if applicable

Prices subject to change without notice.

PITCHER PUMPS		DS-1
PART NUMBER	DESCRIPTION	PRICE
8459000	Durable Cast Iron	124.50



PITCHER PUMP PARTS		DS-1
PART NUMBER	DESCRIPTION	PRICE
8162610	Cup Leather 711CL3000	22.00
8555215	Valve Leather 700LL350	12.50

Sales Tax: Extra if applicable

Prices subject to change without notice.



MERRILL YARD HYDRANTS ANY FLOW SERIES				
DS-1				
PART NUMBER	ORDER NO.	DESCRIPTION	OVERALL LENGTH	PRICE
	AF7504	3/4 x 4 ft. BURY	81.5	POA
	AF7505	3/4 x 5 ft. BURY	93.5	POA
	AF7506	3/4 x 6 ft. BURY	105.5	POA
HIGH CAPACITY ANYFLOW				
	AF104	1" x 4 ft. BURY	81.5	POA
	AF105	1" x 5 ft. BURY	93.5	POA
	AF106	1" x 6 ft. BURY	105.5	POA

FLOW RATES FOR HIGH CAPACITY HYDRANTS	
28 GPM @ 30 PSI	
32 GPM @ 40 PSI	
40 GPM @ 60 PSI	
45 GPM @ 80 PSI	
50 GPM @ 100 PSI	

MERRILL HIDE-DRANT SANITARY YARD HYDRANT				
DS-1				
PART NUMBER	STOCK NUMBER	DESCRIPTION	OVERALL LENGTH	PRICE
	HIDE-27504	3/4" X 4' BURY	76.5	POA
	HIDE-27505	3/4" X 5' BURY	88.5	POA
	HIDE-27506	3/4" X 6' BURY	100.5	POA

Sales Tax: Extra if applicable

Prices subject to change without notice.


MERRILL YARD HYDRANTS C-1000 SERIES				
DS-1				
PART NUMBER	ORDER NO.	DESCRIPTION	OVERALL LENGTH	PRICE
	CNL7501	3/4 x 1 ft. BURY	44.5 in.	145.00
	CNL75015	3/4 x 1 1/2 ft. BURY	50.5 in.	145.00
8276050	CNL7502	3/4 x 2 ft. BURY	56.5 in.	145.00
8276100	CNL7503	3/4 x 3 ft. BURY	68.5 in.	155.00
8276250	CNL7504	3/4 x 4 ft. BURY	80.5 in.	160.00
8276300	CNL7505	3/4 x 5 ft. BURY	92.5 in.	175.00
8276400	CNL7506	3/4 x 6 ft. BURY	104.5 in.	184.00
	CNL7507	3/4 x 7 ft. BURY	116.5 in.	POA
8276450	CNL7508	3/4 x 8 ft. BURY	128.5 in.	POA
	CNL7510	3/4 x 10 ft. BURY	140.5 in.	POA

OTHER HYDRANTS
AVAILABLE

- * ANYFLOW
- * HIDE-DRANT
- * NA-9000 SANITARY
- * ANYFLOW - STD
AND HI CAPACITY

PRICING ON REQUEST

WATER SYSTEM PRESSURE	GALLONS PER MINUTE (GPM)										FLOW RATES
	0	5	10	15	20	25	30	35	40	45	
20 PSI	18 GPM @ 20 PSI										
30 PSI	23 GPM @ 30 PSI										
40 PSI	27 GPM @ 40 PSI										
60 PSI	32 GPM @ 60 PSI										
80 PSI	37 GPM @ 80 PSI										
100 PSI	42 GPM @ 100 PSI										

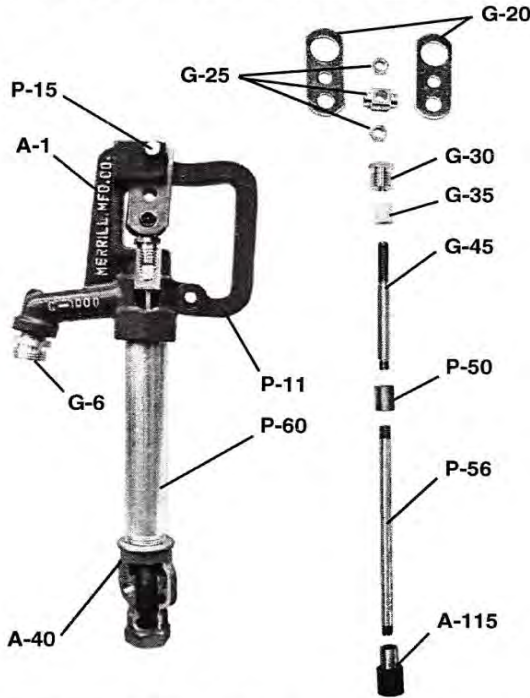


Sales Tax: Extra if applicable

Prices subject to change without notice.



C-1000 SERIES PARTS LIST



Part No.	UPC Bar Code (Qty. 1)	Part Description
A-1	6 42367 00715 7	Head Casting
G-6	6 42367 01543 5	Hose Thread Adapter
P-11	6 42367 09296 2	Lever Casting
P-15	6 42367 01985 3	Lever Bolt & Nut
G-20	6 42367 01514 5	Draw Straps (Per Pr.)
G-25	6 42367 01515 2	Pivot Connector & Nuts
G-30	6 42367 01522 0	Packing Nut
G-35	6 42367 01523 7	Valve Stem Packing
A-40	6 42367 00723 2	Valve Body
G-45	6 42367 01531 2	Stainless Steel Rod
P-50	6 42367 01994 5	Rod Connector
P-56		3/8" Operating Rod
P-60		1" Galv. Pipe
A-115	6 42367 00717 1	Plunger
A-121	6 42367 00720 1	Head Assembly
		Parts No. A-1, G-6, 20, 25, 30, 35, 45 and No. P-11, 15, 50
A-250	6 42367 07720 4	Container of Silicone Lube



PARTS KIT "CF" CONTAINS

Qty.	Part No.
1 Pr.	G-20
1	G-25
1	G-30
1	G-35
1	A-115

ORDER NO. PKCF
UPC Bar Code (Qty. 1)
6 42367 02216 7

**MERRILL
C-1000 SERIES**

**FROSTPROOF
YARD HYDRANT ACCESSORIES**


PART NUMBER	DESCRIPTION	PRICE
8269997	A-1 Head Casting	68.00
	G-6 Hose Thread Adapter	9.58
8350510	P-11 Lever Casting	27.50
	G-15 Lever Bolt	7.50
ZPAC0183	G-20 Draw Straps (per pair)	9.75
ZPAC0260	G-25 Pivot Connector & Nuts	9.99
ZPAC0031	G-30 Packing Nut	9.99
ZPAC0313	G-35 Valve Stem Packing	8.98
8129407	A-40 Valve Body	72.50
ZPAC0024	G-45 Stainless Steel Rod	13.85
ZPAC0184	P-50 Brass Reducer	8.95
ZPAC1191	P-56 3/8" Operating Rod	POA
	P-60 1" Galvanized Pipe	POA
8452955	A-115 Plunger	14.70
ZPAC1091	A-121 Head Assembly	109.00
ZPAC0078	PKCF Repair Kit	34.00
	PKC Repair Kit	119.00

**MERRILL
E-5000 HYDRANT KIT**

PART NUMBER	DESCRIPTION	PRICE
ZPAC1429	PKEFM REPAIR KIT	34.00

**CLAYTON MARK
YARD HYDRANT ACCESSORIES**

PART NUMBER	DESCRIPTION	PRICE
8340250	YRKI Repair Kit #9175B	34.00
ZPAC1126	Clevis Rod #2222AHNS	9.50



PRESSURE TANKS					
CHAMPION TANK					DS-1
Part No.	Model No.	Tank Connection	Tank Vol.	Uses Tank Tee	Price
8522275	CH20-CH4202	1" NPTF	20 Gal.	BATNL100 C	470.50
8522325	CH32-CH8003	1" NPTF	32 Gal.	BATNL100 C	844.00
8522375	CH44-CH10050	1-1/4" NPTF	44 Gal.	BATNL125X2	1058.00
8522475	CH62-CH12007	1-1/4" NPTF	62 Gal.	BATNL125X2	1281.00
8522525	CH86-CH17002	1-1/4" NPTF	86 Gal.	BATNL125X2	1451.00
8522575	CH119-CH22050	1-1/4" NPTF	119 Gal.	BATNL125X2	2036.50

WELLMATE FIBERGLASS TANKS					
					DS-1
Part No.	Model No.	Tank Connection	Tank Vol.		Price
8526306	WM 6	1" MPTF	19.8		425.00
8526307	WM 9	1" MPTF	29.5		613.50
8526308	WM 12	1" MPTF	40.3		991.50
8526309	WM14WB	1 1/4" MPTF	47		1045.00
8526310	WM 20	1-1/4" MPTF	60		1235.00
8526312	WM 25	1-1/4" MPTF	86.7		1376.50
8526313	WM 35	1-1/4" MPTF	119		2076.00

WELL-X-TROL PRO ACCESS					
					DS-1
Part No.	Model No.	Tank Vol.	***	Uses Tank Tee	Price
8525100	WX-101	2 Gal	5 GA.		135.00
8525200	WX-102	4.4 Gal	12 GA.		219.50
8525300	WX-103	8.6 Gal	20 GA.		353.00
8525600	WX-202PA	20 Gal	42 GA.	BATNL100 CS	582.50
8525800	WX-203PA	32 Gal	82 GA.	BATNL100 CS	1012.50
8525850	WX-205PA	34 Gal		BATNL1252	1025.50
8525900	WX-250PA	44 Gal	120 GA.	BATNL1252	1279.00
8526000	WX-251PA	62 Gal		BATNL1252	1528.00
8526200	WX-302PA	86 Gal		BATNL1252	1692.50
8526250	WX-350PA	119 Gal		BATNL1252	2532.00

ZILMET PRESSURE TANKS						
					DS-1	
Part No.	Model No.	Tank Connection	Tank Vol.	***	Uses Tank Tee	Price
8525225	TANK ZS8	3/4" MPT	2.1	S/S	INLINE	295.00
8525250	TANK ZHP12	3/4" MPT	4.8		INLINE	115.00
8525260	TANK ZS18	3/4" MPT	4.8	S/S	INLINE	415.00
8522280	TANK ZHP202	1" MPT	21		8528683	389.00
8522290	TANK ZHP203	1 1/4" MPT	28		8528684	545.00
8522300	TANK ZHP250	1 1/4" MPT	53		8528684	879.00

Sales Tax: Extra if applicable

Prices subject to change without notice.



ZILMET TANK PACKAGES		
		DS-1
Part No.	DESCRIPTION	Price
M8528840	1" Tee Package	159.00
M8528845	1 1/4" Tee Package	169.00

TANK TEE PACKAGES									
									DS-1
PKG Part No.	Tee	100# 2" Pressure Gauge	1/2" Boiler Drain	3/4" Boiler Drain	1/4" x 3" Brass Nipple	Switch	1/2" Relief Valve	3/4" Relief Valve	List Price Each
M8528787	BATNL100CS 1" X 4.5"	*	*		*	*	*		119.00
FITS - WX202PA, WX203PA									
M8528789	BATNL1252 1 1/4" X 4"	*		*	*	*		*	149.00
FITS - WX205 PA, WX250 PA, WX251 PA, WX302 PA, WX350 PA									
M8528800	BATNL100C 1" X 11"	*	*		*	*	*		151.00
FITS - CM42, CM80									
M8528870	BATNL1252XC 1 1/4" X 14"	*		*	*	*		*	189.00
FITS - CM100, CM120, CM170, CM220									

UNION TANK TEE PACKAGES									
									DS-1
PKG Part No.	Tee	100# 2" Pressure Gauge	1/2" Boiler Drain	3/4" Boiler Drain	1/4" x 3" Brass Nipple	Switch	1/2" Relief Valve	3/4" Relief Valve	List Price Each
M8528810	BATNL1002UCS 1" X 5.5"	*	*		*	*	*		149.00
FITS - WX202 PA, WX203 PA									
M8528820	BATNL1252UCS 1 1/4" X 5.5"	*		*	*	*		*	169.00
FITS - WX205 PA, WX250 PA, WX251 PA, WX302 PA, WX350 PA									
M8528850	BATNL1002UC1" x 11"	*	*		*	*	*		159.00
FITS - CM42, CM80									
M8528860	BATNL1252XUC	*		*	*	*		*	205.00
FITS - CM100, CM120, CM170, CM220									

WELLMATE TANK TEE PACKAGES									
									DS-1
PKG Part No.	Tee	100# 2" Pressure Gauge	1/2" Boiler Drain	3/4" Boiler Drain	1/4" x 3" Brass Nipple	Switch	1/2" Relief Valve	3/4" Relief Valve	List Price Each
M8528880	BATNL100QC	*	*		*	*	*		129.50
FITS - WM6, WM9, WM12									
M8528882	BATNL125QC	*		*	*	*		*	139.95
FITS - WM20, WM35									

Sales Tax: Extra if applicable

Prices subject to change without notice.



MERRILL TANK TEES - CROSSES							DS-1
Part No.	Model No.	Female Tapping	Male Tapping	LEG Lgth	Female Top of Cross	Female Tapping on Side	Price
8528675	BATNL100CS	3/4"	1"	5"	2 x 1/2"	2 x 1/4"	44.50
FITS - WX202 PA, WX203PA							
8528687	BATNL1252	1"	1 1/4"	4"	2 x 3/4"	2 x 1/4"	55.00
FITS - WX205 PA, WX250 PA, WX251 PA, WX302 PA, WX350 PA							
8528679	BATNL100C	3/4"	1"	11"	2 x 1/2"	2 x 1/4"	65.50
FITS - CM42, CM80							
8528689	BATNL1252XC	1"	1 1/4"	14"	2 x 3/4"	2 x 1/4"	POA
FITS - CM100, CM120, CM170, CM220							

TANK TEES WITH UNION							DS-1
Part No.	Model No.	Female Tapping	Male Tapping	LEG Lgth	Female Top of Cross	Female Tapping on Side	Price
8528682	BATNL1002UC	3/4"	1"	11"	2 x 1/2"	2 x 1/4"	82.40
FITS - CM42, CM80							
8528676	BATNL1002UCS	3/4"	1"	4"	2 x 1/2"	2 x 1/4"	68.10
FITS - WX202 PA, WX203 PA							
8528685	BATNL1252XUC	1"	1 1/4"	14"	2 x 3/4"	2 x 1/4"	118.00
FITS - CM100, CM120, CM170, CM220							
8528688	BATNL1252UCS	1"	1 1/4"	4"	2 x 3/4"	2 x 1/4"	94.75
FITS - WX205 PA, WX250 PA, WX251 PA, WX302 PA, WX350 PA							

WELLMATE TANK TEES							DS-1
Part No.	Model No.	Female Tapping	Male Tapping	LEG Lgth	Female Top of Cross	Female Tapping on Side	Price
8528698	BATNL125QC	1"	1 1/4"	4"	2 X 3/4"	2 X 1/4"	64.75
FITS - WM14, WM20, WM35							
8528697	BATNL100QC	3/4"	1"	4"	2 X 1/2"	2 X 1/4"	60.75
FITS - WM6, WM9							

ZILMET TANK TEES							DS-1
Part No.	Model No.	Tee Connection	Female Tapping	Male Tapping	Female Top of Cross	Female Top of Cross	Price Each
8528683	BATNL1002UN	1" F	3/4"	1"	2 x 1/2"	2 x 1/4"	76.40
FITS - ZHP202							
8528684	2-07TK54-SF-2UNL	1 1/4" F	3/4"	1"	2 x 1/2"	2 x 1/4"	81.50
FITS - ZHP203, ZHP250							

Sales Tax: Extra if applicable

Prices subject to change without notice.



AMTROL EPOXY RETENTION TANKS			DS-1
PART NUMBER	MODEL NUMBER	PRICE	
8528000	ERTG-42T	POA	
8528010	ERTG-82	POA	
8528020	ERTG-120	POA	

WELLMATE FIBERGLASS RETENSION TANKS			DS-1
PART NUMBER	MODEL NUMBER	PRICE	
8526315	UT-40	598.00	
8526316	UT-80	955.00	
8526317	UT-120	1235.00	

PRESSURE SWITCHES		
SQUARE 'D' FIG. 9013		DS-1
PART NO.	DESCRIPTION	Price
8516050	FSG- 2 1/4" NPT FEM 30-50	42.00
8516075	FSG-2 1/4" NPT FEM 40-60	42.00
8516400	FSG - 2M4 - 1/4" F NPT w/Loss of Prime Switch	54.00
8516700	GHG - 2 - 1/4" NPT FEM 80 - 100	210.00
8516800	GSG - 2 - 1/4" NPT FEM 40 - 60	210.00



MERRILL PRESSURE SWITCHES			DS-1
PART NO.	DESCRIPTION	SAME AS	PRICE
8516000	MSP3050 1/4" FEMALE SET 30/50	FSG-2	25.50
8516005	MSP4060 1/4" FEMALE SET 40/60		25.50
8516010	MPSM43050 1/4" FEMALE 30/50 LOW WATER CUT OFF	FSG2M4	28.90




Sales Tax: Extra if applicable


Prices subject to change without notice.



TANK ACCESSORIES		
PRESSURE GAUGES 0-100 PSI		DS-1
PART NO.	MODEL NUMBER	PRICE
8253700	PG100 2" with 1/4" Bottom Connection	9.25
8254100	2" with 1/4" Back Connection	9.80
8254000	PGP100 2" with 1/8" Back Connection	9.90
8253800	2" 1/4 BTM Liquid Filled 0-100 PSI	12.75



AIR VOLUME CONTROLS		DS-1
PART NO.	MODEL NUMBER	PRICE
8158500	Plastic Bowl AVC #MAC1	POA
8157500	F92B2 for Piston Pumps #SWL	POA
8158700	F93B1 for Submersible Pumps#DWJP	POA
8158800	F93H1 Air Release	POA





HOSE AND TUBING		DS-1
PART NO.	MODEL NUMBER	PRICE /Ft.
8275000	1/2" ID Clear Braided Hose A1-11-008	POA
8275100	3/4" ID Clear Braided Hose A1-11-012	2.70
8275200	1" ID Clear Braided Hose A1-11-016	3.50
8275225	1 1/4" ID Clear Braided Hose A1-11-020	6.95
8529450	1/4" OD x 100 ft. Poly Tube	POA
8529525	3/8" OD x 100 ft. Poly Tube	POA

Sales Tax: Extra if applicable

Prices subject to change without notice.




MERRILL WELL SEALS		
DOUBLE PIPE - JET		DS-1
PART NUMBER	SIZE NPT	PRICE
8504400	4" x 1 1/4" x 1"	65.00
8504800	5" x 1 1/4" x 1"	61.00
8505300	6" x 1 1/4" x 1"	85.00
8505600	6 1/4" x 1 1/4" x 1"	85.00



SINGLE PIPE SUBMERSIBLE C.I.		
SINGLE PIPE SUBMERSIBLE C.I.		DS-1
PART NUMBER	SIZE NPT	PRICE
8507200	4" x 1"	55.00
8507300	4" x 1 1/4"	55.00
8507450	4 1/4" x 1"	55.00
8507800	5" x 1"	74.50
8507900	5" x 1 1/4"	74.50
8508500	6" x 1"	86.50
8508600	6" x 1 1/4"	86.50
8509000	6 1/4" x 1"	86.50
8509100	6 1/4" x 1 1/4"	86.50
8508200	6 1/4" X 2"	86.50

Sales Tax: Extra if applicable

Prices subject to change without notice.




INSTALLATION ACCESSORIES					
MERRILL PITLESS ADAPTERS - ALL BRASS					DS-1
PART No.	MODEL	DESCRIPTION	WELL SUPPORT	WELL SIZE	PRICE
8103175	MBNL50	Single Pipe, 1"	300	5" - 8"	89.50
8103180	MBNL225	Single Pipe, 1 1/4"	300	5" - 8"	139.40
8103185	MBNL400	Double Pipe, 1" x 1 1/4"	N/A	5" - 8"	568.00
8103190	MBNL300	Single Pipe, 2"	600	6" - 12"	638.00
8103176	MBNL200	1" HD IMPORT	400	5" - 8"	105.00
8103177	MBNL100	1" H.D. USA MADE	400	5" - 8"	155.00

MARTINSON PITLESS ADAPTERS - ALL BRASS					DS-1
PART No.	MODEL	DESCRIPTION	WELL SIZE	PRICE	
8103150	B300X	Single Pipe, 1"	5 9/16 - 7"	POA	
8102400	B10X	Single Pipe, 1"	5" - 6"	POA	



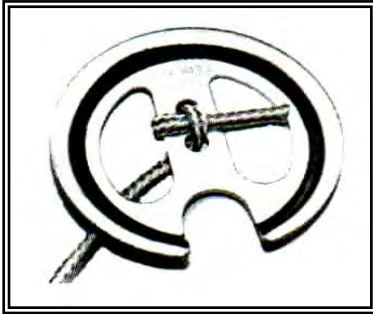
MAASS/DICKEN PITLESS ADAPTERS				DS-1
PART No.	MODEL	DESCRIPTION	PRICE	
8102000	CW4-10	U BOLT STYLE FOR STEEL PIPE #952040	341.00	
8102100	CW5-10	U BOLT STYLE FOR STEEL PIPE #952050	357.00	
8102150	CW6-10	U BOLT STYLE FOR STEEL PIPE #952060	389.00	
8102174	6J2	WELD ON STYLE MODEL J #928135	714.00	
8103425	8J3	WELD ON STYLE MODEL J #928145	2258.00	
8103428	10J4	WELD ON STYLE MODEL J #988150	3138.00	




NOTE: WE ALSO DISTRIBUTE MAASS MODEL MB
PITLESS UNITS FOR MUNICIPAL & INDUSTRIAL
APPLICATIONS
CONTACT US FOR INFORMATION & PRICING

Sales Tax: Extra if applicable


Prices subject to change without notice.



ROPE HANGERS			DS-1
PART NUMBER	DESCRIPTION	PRICE	
8268506	6" & 61/4" Casing	52.25	



TORQUE ARRESTORS			DS-1
PART NUMBER	MODEL	DESCRIPTION	PRICE
North American Made			
8103825	STA-48C	4" To 8"	18.95



CABLE GUARDS			DS-1
PART NUMBER	MODEL	DESCRIPTION	PRICE
8151200	CG-6	Slip On	2.95
8151250	CG-100	Clip On	4.25

Sales Tax: Extra if applicable

Prices subject to change without notice.



ALUMINUM WATERTIGHT CAPS			DS-2
PART NUMBER	CASING O.D.	DESCRIPTION	PRICE
8154145	5 1/2"	Vented - 1" conduit	82.00
8154150	6 5/8"	Vented - 1" conduit	84.00
8154555	8 5/8"	Vented - 1 1/4" conduit	109.00
8154159	10 5/8"	Vented - 1 1/4" conduit	149.00



ALUMINUM LOCKING CAPS			DS-2
PART NUMBER	CASING O.D.	DESCRIPTION	PRICE
8151870	4 1/2"	Locking	56.00
8151871	5 1/2"	Locking	76.00
8151872	6 5/8"	Locking	79.00
8151875	8 3/4"	Locking	122.00
8151880	10 3/4"	Locking	146.00
8151881	12 3/4"	Locking	196.00



ALUMINUM WATER TIGHT LOCKING CONDUIT CAPS			DS-2
PART NO	CASING OD	DESCRIPTION	PRICE
8151885	6 5/8"	1" CONDUIT	98.00
8151886	8 3/4"	1 1/4" CONDUIT	171.00
8151887	10 3/4"	1 1/4" CONDUIT	351.00
8151889	12 3/4"	1 1/4" CONDUIT	482.00

Sales Tax: Extra if applicable

Prices subject to change without notice.



C.S.A. CERTIFIED POLYETHYLENE PIPE

"C.S.A. 75 POLY PIPE" - RED STRIPE							DS-3
SIZE	COIL	PART NUMBER	COIL	PART NUMBER	REEL	PART NUMBER	PRICE per 100 ft.
1/2"	100 ft.	4197500	400 ft.	4198001	3000 ft.		43.00
3/4"	100 ft.	4198750	400 ft.	4199001	2500 ft.		65.00
1"	100 ft.	4199750	300 ft.	4200001	1500 ft.	4200100	101.00
1 1/4"	100 ft.	4200400	300 ft.	4200501	1000 ft.	4200550	173.00
1 1/2"	100 ft.	4200900	250 ft.	4202000	900 ft.		388.00
2"	100 ft.	4202900	200 ft.	4202950	500 ft.	4203000	590.00

"C.S.A. 100 POLY PIPE" - GREEN STRIPE							DS-3
SIZE	COIL	PART NUMBER	COIL	PART NUMBER	REEL	PART NUMBER	PRICE per 100 ft.
1/2"	100 ft.	4205500	400 ft.	4206001	3000 ft.		55.00
3/4"	100 ft.	4206750	400 ft.	4207001	2500 ft.		95.00
1"	100 ft.	4207750	300 ft.	4208001	1500 ft.	4208400	127.00
1 1/4"	100 ft.	4208500	300 ft.	4209001	1000 ft.	4209250	215.00
1 1/2"	100 ft.	4210100	200 ft.	4210200	900 ft.	4210250	305.00
2"	100 ft.	4211001	150 ft.	4211002			POA

"C.S.A. 100 BLUE POLY PIPE"							DS-3
SIZE	COIL	PART NUMBER	COIL	PART NUMBER	REEL	PART NUMBER	PRICE per 100 ft.
1"	100 ft.	4207800	300 ft.	4207850	1500 ft.	4207900	127.00
1" 160# AND 200# ALSO AVAILABLE							


POLY PIPE CUTTER		NET
3620000	CUTS PIPE UP TO 1 1/4"	34.00
3620002	CUTS PIPE UP TO 2"	135.00

Sales Tax: Extra if applicable

Prices subject to change without notice.




NYLON AND GALVANIZED FITTINGS						
ADAPTERS					DS-3	
SIZE	GALVANIZED		INSERT NYLON		VENTURI	
	PART #	PRICE	PART #	PRICE	PART #	PRICE
1/2"	7250400	2.10	7250200	1.09		
3/4"	7250410	2.40	7250210	1.40		
1"	7250420	3.15	7250220	1.65	7250500	24.75
1 1/4"	7250430	4.50	7250230	2.40	7250510	25.50
1 1/2"	7250440	7.95	7250240	3.45		
2"	7250450	10.90	7250250	5.40		
2 1/2"		26.75				
3"	7250460	41.00				



TEES			DS-3		COUPLINGS			DS-3	
INSERT NYLON			SIZE	INSERT NYLON		GALVANIZED INSERT			
SIZE	PART NO.	PRICE		PART #	PRICE	PART #	PRICE		
1/2"	7258205	2.10	1/2"	7254200	.98	7254400	3.50		
3/4"	7258210	2.40	3/4"	7254210	1.29	7254410	4.00		
1"	7258220	3.39	1"	7254220	1.65	7254420	5.00		
1 1/4"	7258230	5.40	1 1/4"	7254230	2.85	7254430	6.50		
1 1/2"	7258240	7.28	1 1/2"	7250240	3.99	7254440	7.00		
2"	7258250	9.40	2"	7254250	5.00	7254450	13.75		

CLAMPS			DS-3		ELBOWS				DS-3	
NORTH AMERICAN MADE			SIZE	INSERT NYLON		WELL SEAL				
SIZE	PART #	PRICE		PART #	PRICE	PART #	PRICE			
All Stainless Steel			1/2"	7255200	1.95					
SS4	7253000	1/4"	3/4"	7255210	2.15	7256200	POA			
SS8	7253060	1/2"	1"	7255220	2.40	7256210	POA			
SS10	7253080	5/8"	1 1/4"	7255230	4.10	7256220	POA			
SS12	7253090	3/4"	1 1/2"	7255240	5.10	7256230	POA			
SS16	7253100	1"	2"	7255250	7.20					
SS20	7253110	1 1/4"								
SS24	7253120	1 1/2"								
SS32	7253140	2"								
SS36	7253145	2 1/4"								
SS40	7253150	2 1/2"								
SS56	7253158	3-1/2"								
SS64	7253160	4"								
SS72	7253165	4 1/2"								
SS88	7253170	5 1/2"								
SS104	7253175	6 1/2"								
SS140	7253190	8 3/4"								

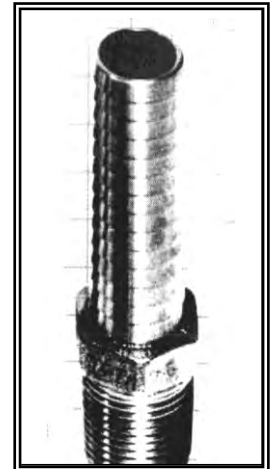


Sales Tax: Extra if applicable

Prices subject to change without notice.



BRASS INSERT FITTINGS					
MALE ADAPTERS REG. DS-1			MALE ADAPTERS X.L. DS-1		
PART No.	DESCRIPTION	PRICE	PART No.	DESCRIPTION	PRICE
8100150	3/4" NPT x 3/4" POLY	11.66			
8100100	1" NPT x 1" POLY	18.00	8100300	1" NPT x 1" POLY	25.00
8100200	1 1/4" NPT X 1 1/4" POLY	23.70			
8100205	1 1/2" NPT x 1 1/2" POLY	28.99	8100400	1 1/4" NPT x 1 1/4" POLY	32.00
8100210	2" NPT x 2" POLY	50.95	8100129	1 1/4" NPT X 1" POLY XL	28.75



FEMALE ADAPTERS DS-1			REDUCING ADAPTERS DS-1		
PART No.	DESCRIPTION	PRICE	PART No.	DESCRIPTION	PRICE
8100420	3/4" FPT x 3/4" POLY	14.10	8100155	3/4" NPT x 1" POLY	14.59
8100425	1" FPT x 1" POLY	22.00	8100125	1" NPT X 1 1/4" POLY REG	21.85
8100430	1 1/4" FPT x 1 1/4" POLY	26.10	8100127	1 1/4" NPT x 1" POLY REG.	21.50

COUPLINGS DS-1			TEES DS-1		
PART No.	DESCRIPTION	PRICE	PART No.	DESCRIPTION	PRICE
8160090	3/4" POLY	11.95	8211045	3/4" POLY	22.70
8160100	1" POLY	18.95	8211050	1" POLY	32.90
8160150	1 1/4" POLY	27.85	8211052	1 1/4" POLY	50.60
8160155	1 1/2" POLY	28.50	8211054	3/4" P X 3/4" NPT X 3/4" P	31.20
8160160	2" POLY	48.00	8211053	1" P x 1" P x 3/4" NPT	31.20
8160170	1 1/4" POLY X 1" POLY	26.85			



ELBOWS DS-1					
PART No.	DESCRIPTION	PRICE	PART No.	DESCRIPTION	PRICE
8211029	3/4" POLY x 3/4" POLY	17.10	8211037	3/4" NPT x 3/4" POLY	18.50
8211030	1" POLY x 1" POLY	27.65	8211035	3/4" NPT x 1" POLY	24.00
8211055	1 1/4" POLY X 1 1/4" POLY	42.00	8211040	1" NPT X 1" POLY	28.00

MISCELLANEOUS ITEMS DS-1		
PART No.	DESCRIPTION	PRICE
8100700	Rope Adapters, 1" NPT x 1" POLY	25.10

Sales Tax: Extra if applicable

Prices subject to change without notice.

BRASS PIPE FITTINGS & NIPPLES					
BUSHINGS DS-1			NIPPLES DS-1		
PART NUMBER	DESCRIPTION	PRICE	PART NUMBER	DESCRIPTION	PRICE
7510070	3/4" x 1/2"	8.60	7510120	1/4" x Close	4.45
7510072	1" x 3/4"	12.80		1/4" x 2"	5.65
7510073	1 1/4" X 3/4"	21.5	7510122	1/4" x 3"	7.02
7510074	1 1/4" x 1"	21.50	7510123	1/4" x 4"	9.05
7510075	2" x 1 1/4"	40.50	7510124	1/4" x 6"	11.90
7510076	2" x 1 1/2"	40.50	7510125	1/2" x Close	5.70
7510071	1" x 1/4"	17.95	7510126	1/2" x 2"	8.10
			ZWWW0309	1/2" x 3"	11.10
COUPLINGS DS-1			7510127	1/2" x 4"	14.82
PART NUMBER	DESCRIPTION	PRICE	7510128	1/2" x 6"	20.96
7510080	1/2"	9.48	7510129	3/4" x Close	8.25
7510082	3/4"	13.03	7510130	3/4" x 2"	10.55
7510084	1"	21.88	7510131	3/4" x 3"	14.08
7510086	1 1/4"	34.10	7510132	3/4" x 4"	18.02
7510087	1" x 3/4" Reducer	27.40	7510134	3/4" x 6"	27.10
7510088	1 1/4" x 1" Reducer	44.50	7510140	1" x Close	12.69
			7510142	1" x 2"	15.17
ELBOWS 90 DS-1			7510143	1" x 3"	20.38
PART NUMBER	DESCRIPTION	PRICE	7510144	1" x 4"	26.88
7510090	1/2"	10.50	7510146	1" x 6"	38.50
7510092	3/4"	17.07	7510147	1 1/4" x Close	18.75
7510094	1"	28.50	7510145	1 1/4" x 2"	21.35
7510096	1 1/4"	36.50	7510148	1 1/4" x 4"	39.50
7510115	1" x 3/4" Reducer	36.25	7510149	1 1/4" x 6"	56.97

Sales Tax: Extra if applicable

Prices subject to change without notice.



BRASS FITTINGS

STREET ELBOWS 90		DS-1
PART NUMBER	DESCRIPTION	PRICE
7510100	1/2"	14.50
7510102	3/4"	18.80
7510104	1"	30.85
7510106	1 1/4"	56.50

PLUGS		DS-1
PART NUMBER	DESCRIPTION	PRICE
7510150	1/8"	7.95
7510152	1/4"	7.95
7510154	1/2"	7.95
7510156	3/4"	9.99
7510157	1"	15.90

TEES		DS-1
PART NUMBER	DESCRIPTION	PRICE
7510160	1/2"	14.45
7510162	3/4"	22.75
7510164	1"	37.65
7510165	1 1/4"	52.85
7510159	1" x 1" x 1/2"	52.80
ZWWW0502	1 x 1 x 3/4	52.80

UNIONS		DS-1
PART NUMBER	DESCRIPTION	PRICE
7510166	1/2"	29.55
7510168	3/4"	37.55
7510170	1"	53.69

ELBOWS 45		DS-1
PART NUMBER	DESCRIPTION	PRICE
7510117	3/4"	17.15
7510118	1"	29.10

STAINLESS STEEL INSERT FITTINGS		
MALE ADAPTERS INSERT X MIP W/HEX		
PART NUMBER	DESCRIPTION	PRICE
8100790	1/2 SSMA50	8.99
8100798	3/4 SSMA75	10.95
8100800	1 SSMA100	17.49
8100820	1 X 1 1/4 SSMA1025	18.99
8100810	1 1/4 SSMA125	21.00

304 STAINLESS STEEL		
NIPPLES		DS-1
PART NUMBER	DESCRIPTION	PRICE
	1/4" x 3"	3.69
	1/2" x CLOSE	3.60
	1/2" x 2"	4.15
ZPAC1829	3/4" x CLOSE	4.15
7510230	3/4" x 2"	4.75
	3/4" x 4"	7.90
	3/4" x 6"	10.50
ZWWW0521	1" x CLOSE	5.60
7510240	1" x 2"	6.15
	1" x 4"	10.20
ZPAC1827	1" x 6"	14.15

Sales Tax: Extra if applicable

Prices subject to change without notice.



304 STAINLESS STEEL FITTINGS							
UNIONS DS-1				STREET ELBOWS 90 DS-1			
PART NUMBER	CODE	SIZE	PRICE	PART NUMBER	CODE	SIZE	PRICE
	01104	1/2"	7.60		01374	1/2"	3.99
	01105	3/4"	12.10		01375	3/4"	5.70
	01106	1"	16.11		01376	1"	9.14
	01107	1 1/4"	26.50		01377	1 1/4"	14.45
COUPLING DS-1				ELBOW 90 DS-1			
PART NUMBER	CODE	SIZE	PRICE	PART NUMBER	CODE	SIZE	PRICE
	01004	1/2"	3.40		01304	1/2"	3.60
7510180	01005	3/4"	5.30	7510189	01305	3/4"	5.41
7510181	01006	1"	8.15	7510190	01306	1"	7.90
	01007	1 1/4"	11.55		01307	1 1/4"	12.54
7510182		2"	19.40				
TEE DS-1				BUSHINGS DS-1			
PART NUMBER	CODE	SIZE	PRICE	PART NUMBER	CODE	SIZE	PRICE
	01404	1/2"	5.10	7510195	01304	3/4" x 1/2"	3.25
7510184	01405	3/4"	6.40		01128	1" x 1/2"	4.97
7510185	01406	1"	10.25	7510197	01127	1" x 3/4"	4.69
					01132	1 1/4" X 3/4"	7.75
				7510199	01131	1 1/4" X 1"	7.50
PLUGS DS-1				CAPS DS-1			
PART NUMBER	CODE	SIZE	PRICE	PART NUMBER	CODE	SIZE	PRICE
	01604	1/2"	2.20		01504	1/2"	2.20
	01605	3/4"	3.31		01505	3/4"	2.96
	01606	1"	4.10		01506	1"	4.20
	01607	1 1/4"	7.10		01507	1 1/4"	6.50

Sales Tax: Extra if applicable

Prices subject to change without notice.

Standard "Black" Malleable Pipe Fittings - 150 lb.

SIZE	CAPS		COUPLING MALL.		SIZE	90° ELBOWS		90° STR. ELBOWS	
	PRICE	PART #	PRICE	PART #		PRICE	PART #	PRICE	PART#
1/8	1.25	7003400			1/8	1.75	7005300	1.95	7005800
1/4	1.25	7003410			1/4	1.75	7005310	1.95	7005810
3/8	1.25	7003420			3/8	1.75	7005320	1.95	7005820
1/2	1.15	7003430	1.15	7003830	1/2	1.45	7005330	1.80	7005830
3/4	1.35	7003440	1.55	7003840	3/4	2.10	7005340	2.60	7005840
1	1.90	7003450	2.60	7003850	1	3.20	7005350	3.85	7005850
1 1/4	2.80	7003460	3.65	7003860	1 1/4	4.80	7005360	6.65	7005860
1 1/2	3.70	7003470	4.40	7003865	1 1/2	6.40	7005370	8.15	7005870
2	5.10	7003480	6.80	7003870	2	9.60	7005380	11.55	7005880
2 1/2					2 1/2	18.65	7005390	25.75	7005890
3	16.00	7003500		7003890	3	28.40	7005400	39.95	7005895
3 1/2					3 1/2				
4	26.65	7003520		7003900	4	51.50	7005420	66.60	7005910
5					5				
6					6				

SIZE	45° ELBOWS		STD. TEES		SIZE	150 # UNIONS	
	PRICE	PART #	PRICE	PART #		PRICE	PART #
1/8			2.25	7010000	1/8	8.00	7011800
1/4	2.70	7004710	2.25	7010010	1/4	8.00	7011810
3/8			2.25	7010020	3/8	8.00	7011815
1/2	1.45	7004730	1.90	7010030	1/2	7.20	7011830
3/4	2.40	7004740	2.65	7010040	3/4	9.20	7011840
1	3.20	7004750	4.20	7010050	1	10.85	7011850
1 1/4	5.20	7004760	6.25	7010060	1 1/4	14.45	7011860
1 1/2	6.40	7004770	8.00	7010070	1 1/2	19.25	7011870
2	9.60	7004780	12.05	7010080	2	28.85	7011880
2 1/2	22.20	7004790	28.40	7010090	2 1/2		
3	33.75	7004800	37.50	7010100	3	88.80	7011900
3 1/2					3 1/2		
4	57.70	7004820	67.50	7010120	4	176.10	7011920
5				7010130	5		
6			607.26	7010140	6		

Sales Tax: Extra if applicable

Prices subject to change without notice.



Standard "Black" "Malleable" Reducing Fittings

REDUCING TEES		
SIZE	PRICE	PART #
1/4 X 1/4 X 1/8		
3/8 X 3/8 X 1/8		
3/8 X 3/8 X 1/4		
3/8 X 3/8 X 1/2		

1/2 x 3/8 x 3/8		
1/2 x 1/2 x 1/4		
1/2 x 1/2 x 3/8		
1/2 x 1/2 x 3/4		

3/4 x 3/4 x 3/8		
3/4 x 3/4 x 1/2	3.30	7010450
3/4 x 3/4 x 1		

1 x 1/2 x 1/2	5.60	7010490
1 x 1/2 x 3/4		
1 x 1/2 x 1	5.60	7010475
1 x 3/4 x 1/2		
1 x 3/4 x 3/4	5.60	7010530
1 x 3/4 x 1	5.60	7010540
1 x 1 x 1/2	5.05	7010570
1 x 1 x 3/4	5.05	7010580
1 x 1 x 1 1/4		

1 1/4 x 1 x 1/2		
1 1/4 x 1 x 3/4		
1 1/4 x 1 1/4 x 1/2		
1 1/4 x 1 1/4 x 3/4		
1 1/4 x 1 1/4 x 1	8.45	7010740
1 1/4 x 1 1/4 x 1 1/2		

REDUCING TEES		
SIZE	PRICE	PART #
1 1/2 x 1 1/2 x 1/2		
1 1/2 x 1 1/2 x 3/4		
1 1/2 x 1 1/2 x 1		
1 1/2 x 1 1/4 x 1 1/4		

2 x 1 x 1	15.10	7010972
2 x 1 x 2		
2 x 1 1/4 x 1 1/4	15.10	7010980
2 x 1 1/2 x 1 1/2	15.10	7011005
2 x 2 x 1/2	15.10	7011020
2 x 2 x 3/4	15.10	7011025
2 x 2 x 1	13.60	7011030
2 x 2 x 1 1/4		
2 x 2 x 1 1/2		

Sales Tax: Extra if applicable

Prices subject to change without notice.



STANDARD BLACK MALLABLE BUSHINGS

SIZE	PRICE	PART #
1/4 x 1/8	2.30	7003001
3/8 x 1/8	2.30	7003011
3/8 x 1/4	2.30	7003012
1/2 x 1/8	1.35	7003021
1/2 x 1/4	1.35	7003022
1/2 x 3/8	1.35	7003023
3/4 x 1/8	1.55	7003031
3/4 x 1/4	1.55	7003032
3/4 x 3/8	1.55	7003033
3/4 x 1/2	1.55	7003034

1 x 1/4	2.25	7003042
1 x 3/8	2.25	7003043
1 x 1/2	2.00	7003044
1 x 3/4	2.00	7003045

1 1/4 x 1/4		
1 1/4 x 3/8		7003053
1 1/4 x 1/2	3.60	7003054
1 1/4 x 3/4	3.60	7003055
1 1/4 x 1	3.20	7003056

1 1/2 x 3/8		
1 1/2 x 1/2		
1 1/2 x 3/4		
1 1/2 x 1	4.20	7003066
1 1/2 x 1 1/4	4.20	7003067

2 x 1/4		
2 x 3/8		
2 x 1/2	5.75	7003072
2 x 3/4	5.75	7003073
2 x 1/2	5.75	7003076
2 x 1 1/4	5.20	7003077
2 x 1 1/2	5.20	7003078

SIZE	PRICE	PART #
2 1/2 x 3/4		
2 1/2 x 1	9.75	7003086
2 1/2 x 1 1/4	9.75	7003087
2 1/2 x 1 1/2		
2 1/2 x 2	9.75	7003090

3 x 1		
3 x 1 1/4		
3 x 1 1/2		
3 x 2	14.20	7003098
3 x 2 1/2		

3 1/2 x 1 1/2		
3 1/2 x 2		
3 1/2 x 2 1/2		
3 1/2 x 3	36.35	7003110

4 x 1	26.65	7003114
4 x 1 1/4		
4 x 1 1/2	26.65	7003115
4 x 2	26.65	7003116
4 x 2 1/2	26.65	7003117
4 x 3	26.65	7003118
4 x 3 1/2		

5 x 4	61.55	7003129
-------	-------	---------

6 x 2		
-------	--	--

6 x 4	72.75	7003150
6 x 5	72.75	7003170

Sales Tax: Extra if applicable

Prices subject to change without notice.



Standard "Black" "Malleable" "Reducing" Fittings

REDUCING COUPLINGS		
SIZE	PRICE	PART #
1/4 x 1/8	1.50	7004161
3/8 x 1/4	1.50	7004172
1/2 x 1/8	1.50	7004180
1/2 x 1/4	1.50	7004182
1/2 x 3/8	1.50	7004183
3/4 x 1/8	2.15	7004191
3/4 x 1/4	2.15	7004192
3/4 x 3/8	2.15	7004193
3/4 x 1/2	1.95	7004194
1 x 1/4		
1 x 3/8	2.85	7004203
1 x 1/2	2.85	7004204
1 x 3/4	2.60	7004205
1 1/4 x 3/8		7004210
1 1/4 x 1/2	4.20	7004214
1 1/4 x 3/4	3.90	7004215
1 1/4 x 1	4.15	7004216
1 1/2 x 1/2		
1 1/2 x 3/4		
1 1/2 x 1	5.00	7004226
1 1/2 x 1 1/4	5.00	7004227
2 x 1/2		
2 x 3/4		
2 x 1	7.55	7004236
2 x 1 1/4	7.55	7004237
2 x 1 1/2	7.55	7004238
2 1/2 x 1 1/2		
2 1/2 x 2	14.20	7004250
3 x 2	22.20	7004258
3 x 2 1/2		
4 x 2	40.85	7004276
4 x 3		
6 x 5		

90° REDUCING ELBOWS		
SIZE	PRICE	PART #
1/2 x 1/4	1.95	7005480
1/2 x 3/8		
3/4 x 1/4		
3/4 x 1/2	2.60	7005500
1 x 3/8	3.90	7005540
1 x 1/2	3.90	7005550
1 x 3/4	3.90	7005560
1 1/4 x 1/2	6.30	7005570
1 1/4 x 3/4	6.30	7005580
1 1/4 x 1		
1 1/2 x 3/4	7.80	7005600
1 1/2 x 1	7.80	7005610
1 1/2 x 1 1/4		
2 x 1		
2 x 1 1/4	11.55	7005640
2 x 1 1/2	11.55	7005660

Sales Tax: Extra if applicable

Prices subject to change without notice.



Standard Malleable Reducing Fittings - 150 lb. Galvanized

REDUCING COUPLINGS		
SIZE	PRICE	PART #
1/4 x 1/8		
3/8 x 1/4	1.85	7202022
1/2 x 1/8		
1/2 x 1/4		
1/2 x 3/8	1.85	7202033
3/4 x 1/8		
3/4 x 1/4		
3/4 x 3/8		
3/4 x 1/2	2.35	7202044
1 x 1/4		
1 x 3/8		
1 x 1/2	3.45	7202054
1 x 3/4	3.15	7202055
1 1/4 x 3/8		
1 1/4 x 1/2		
1 1/4 x 3/4	5.05	7202065
1 1/4 x 1	5.05	7202066
1 1/2 x 1/2		
1 1/2 x 3/4		
1 1/2 x 1	6.05	7202076
1 1/2 x 1 1/4	6.05	7202077
2 x 1/2		
2 x 3/4		
2 x 1	9.15	7202086
2 x 1 1/4	9.15	7202088
2 x 1 1/2		
2 1/2 x 1 1/2		
2 1/2 x 2		
3 x 2		
3 x 2 1/2		
4 x 2		
4 x 3		
6 x 5		

REDUCING TEES		
SIZE	PRICE	PART #
3/4 X 3/4 X 1/2	4.80	7215450
1 X 1 X 3/4	6.15	7215500

Sales Tax: Extra if applicable

Prices subject to change without notice.



Standard Reducing Bushings - 150 lb. Galvanized

SIZE	PRICE	PART #
1/4 x 1/8	3.60	7200001
3/8 x 1/8		
3/8 x 1/4	3.60	7200012
1/2 x 1/8	1.65	7200020
1/2 x 1/4	1.65	7200022
1/2 x 3/8	1.65	7200023
3/4 x 1/8		
3/4 x 1/4	1.85	7200032
3/4 x 3/8	1.85	7200033
3/4 x 1/2	1.85	7200034

1 x 1/4	2.70	7200042
1 x 3/8		
1 x 1/2	2.45	7200044
1 x 3/4	2.45	7200045

1 1/4 x 1/4	4.30	7200052
1 1/4 x 3/8		
1 1/4 1/2	4.30	7200054
1 1/4 x 3/4	4.30	7200055
1 1/4 x 1	3.90	7200056

1 1/2 x 3/8		
1 1/2 x 1/2		
1 1/2 x 3/4		
1 1/2 x 1	5.05	7200066
1 1/2 x 1 1/4	5.05	7200067

2 x 1/4		
2 x 3/8		
2 x 1/2		
2 x 3/4	6.95	7200075
2 x 1	6.95	7200076
2 x 1 1/4	6.40	7200077
2 x 1 1/2	6.40	7200078

SIZE	PRICE	PART #
2 1/2 x 3/4		
2 1/2 x 1		
2 1/2 x 1 1/4		
2 1/2 x 1 1/2		
2 1/2 x 2		

3 x 1		
3 x 1 1/4		
3 x 1 1/2		
3 x 2	17.15	7200098
3 x 2 1/2		

3 1/2 x 1 1/2		
3 1/2 x 2		
3 1/2 x 2 1/2		
3 1/2 x 3		

4 x 1		
4 x 1 1/4		
4 x 1 1/2		
4 x 2		
4 x 2 1/2		
4 x 3		
4 x 3 1/2		

5 x 4		
-------	--	--

6 x 2		
-------	--	--

6 x 4		
6 x 5		

Standard Malleable Pipe Fittings - 150 lb. Galvanized									
	CAPS		COUPLING MALL.			90° ELBOWS		90° STR. ELBOWS	
SIZE	PRICE	PART #	PRICE	PART #	SIZE	PRICE	PART #	PRICE	PART#
1/8					1/8	2.15	7205000	2.40	7205805
1/4	1.55	7201010			1/4	2.15	7205010	2.40	7205810
3/8					3/8	2.15	7205020	2.40	7205815
1/2	1.40	7201030			1/2	1.80	7205030	2.15	7205830
3/4	1.65	7201040			3/4	2.55	7205040	3.15	7205840
1	2.35	7201050			1	3.90	7205050	4.65	7205850
1 1/4	3.40	7201060			1 1/4	5.85	7205060	8.05	7205860
1 1/2	4.50	7201070			1 1/2	7.80	7205070	9.90	7205870
2	6.25	7201080			2	11.70	7205080	13.95	7205880
2 1/2					2 1/2				
3					3	34.35	7205100		
3 1/2					3 1/2				
4					4				
5					5				
6					6				

	45° ELBOWS		STD. TEES			150 # UNIONS	
SIZE	PRICE	PART #	PRICE	PART #	SIZE	PRICE	PART #
1/8					1/8		
1/4	2.40	7204010	2.70	7215010	1/4		
3/8	2.40	7204020	2.70	7215020	3/8		
1/2	1.80	7204030	2.25	7215030	1/2	8.80	7217030
3/4	2.65	7204040	3.25	7215040	3/4	11.25	7217040
1	3.90	7204050	5.10	7215050	1	13.15	7217050
1 1/4	6.35	7204060	7.60	7215060	1 1/4	17.60	7217060
1 1/2	7.80	7204070	9.75	7215070	1 1/2	23.05	7217070
2	11.70	7204080	14.65	7215080	2	35.10	7217080
2 1/2					2 1/2		
3			45.00	7215100	3		
3 1/2					3 1/2		
4	67.95	7204120	69.75	ZIND0958	4	214.15	7011920
5					5		
6					6		

Sales Tax: Extra if applicable

Prices subject to change without notice.



Galvanized Couplings & Plugs

MERCHANT COUPLINGS		
SIZE	PRICE	PART #
1/8	3.95	7201600
1/4	3.50	7201610
3/8		
1/2	4.55	7201630
3/4	6.00	7201640
1	7.00	7201650
1 1/4	7.80	7201660
1 1/2	8.00	7201670
2	15.80	7201680
2 1/2		
3		
3 1/2		
4	65.00	M7201720
5		
6		

HOLLOW PLUGS		
SIZE	PRICE	PART #
1/8 Solid	1.95	7209200
1/4 Solid	1.95	7209210
3/8 Solid	1.95	7209220
1/2 Solid	1.70	7209230
3/4 Cored	2.30	7209240
1 Cored	2.60	7209250
1 1/4 Cored	2.95	7209260
1 1/2 Cored	3.45	7209270
2 Cored	4.90	7209280
2 1/2 Cored	10.70	7209290
3 Cored	15.00	7209300
3 1/2 Cored		
4 Cored		
5 Bar Head		
6 Bar Head		

Sales Tax: Extra if applicable

Prices subject to change without notice.



Black Couplings & Plugs

MERCHANT COUPLINGS		
SIZE	PRICE	PART #
1/8	3.50	7004000
1/4	2.75	7004010
3/8	3.00	7004020
1/2	3.60	7004030
3/4	4.80	7004040
1	7.10	7004050
1 1/4	8.40	7004060
1 1/2	10.70	7004070
2	15.95	7004080
2 1/2		7004090
3	30.00	M7004100
3 1/2		
4	45.00	M7004120
5		
6		

HOLLOW PLUGS		
SIZE	PRICE	PART #
1/8 Solid	1.55	7008200
1/4 Solid	1.55	7008210
3/8 Solid	1.55	7008220
1/2 Cored	1.20	7008230
3/4 Cored	1.55	7008240
1 Cored	1.65	7008250
1 1/4 Cored	2.40	7008260
1 1/2 Cored	2.80	7008270
2 Cored	4.00	7008280
2 1/2 Cored	8.90	7008290
3 Cored		7008300
3 1/2 Cored		
4 Cored		7008320
5 Bar Head		7008330
6 Bar Head		7008340

Sales Tax: Extra if applicable

Prices subject to change without notice.



Standard Galvanized Nipples

SIZE	PRICE	PART #
1/4 x Close	3.15	7208041
1/4 x 1 1/2	3.36	7208043
1/4 x 2	3.60	7208045
1/4 x 2 1/2	4.10	7208047
1/4 x 3	4.35	7208049
1/4 x 4	5.20	7208053
1/4 x 6	7.20	7208061
1/4 x 8	8.20	7208062
3/8 x Close	3.30	7208081
3/8 x 1 1/2	3.45	7208082
3/8 x 2	3.70	7208085
3/8 x 3	4.50	7208087
1/2 x Close	2.10	7208121
1/2 x 1 1/2	2.25	7208123
1/2 x 2	2.40	7208125
1/2 x 2 1/2	2.65	7208127
1/2 x 3	2.85	7208129
1/2 x 3 1/2	3.20	7208131
1/2 x 4	3.50	7208133
1/2 x 6	4.65	7208141
3/4 x Close	2.55	7208161
3/4 x 1 1/2	2.65	7208163
3/4 x 2	2.75	7208165
3/4 x 2 1/2	3.05	7208167
3/4 x 3	3.35	7208169
3/4 x 3 1/2	3.80	7208171
3/4 x 4	4.20	7208173
3/4 x 5	4.90	7208177
3/4 x 6	5.75	7208181
1 x Close	3.80	7208201
1 x 2	4.10	7208205
1 x 2 1/2	4.50	7208207
1 x 3	4.85	7208209
1 x 3 1/2	5.40	7208211
1 x 4	5.85	7208213
1 x 5	6.80	7208217

SIZE	PRICE	PART #
1 x 6	7.55	7208221
1 x 8	14.00	7208225
1 x 10	16.70	7208230
1 1/4 x Close	4.85	7208241
1 1/4 x 2	5.35	7208245
1 1/4 x 3	6.05	7208249
1 1/4 x 4	7.40	7208253
1 1/4 x 5	8.50	7208257
1 1/4 x 6	9.60	7208261
1 1/2 x Close	5.90	7208281
1 1/2 x 2	6.25	7208285
1 1/2 x 2 1/2	6.80	7208287
1 1/2 x 3	7.30	7208289
1 1/2 x 4	8.90	7208293
1 1/2 x 5	10.35	7208297
2 x Close	7.65	7208321
2 x 3	9.30	7208329
2 x 4	11.45	7208330
2 x 6	15.00	7208341
3 x 4	40.50	7208405
4 x Close	51.10	7208481
4 x 6	77.25	7208486

Sales Tax: Extra if applicable

Prices subject to change without notice.



Standard Black Nipples

SIZE	PRICE	PART #
1/8 x Close	3.20	7007201
1/8 x 1 1/2	3.35	7007203
1/8 x 2	3.45	7007205
1/8 x 3	4.10	7007209
1/8 x 4	4.55	7007213
1/8 x 6	6.15	7007221
1/4 x Close	2.85	7007241
1/4 x 1 1/2	2.90	7007243
1/4 x 2	3.05	7007245
1/4 x 4	4.15	7007253
1/4 x 5	5.85	7007257
1/4 x 6	6.15	7007261
3/8 x Close	2.85	7007281
3/8 x 1 1/2	3.00	7007283
3/8 x 2	3.15	7007285
3/8 x 3	3.80	7007289
3/8 x 4	4.55	7007293
3/8 x 5	5.90	7007297
3/8 x 6	6.60	7007301
1/2 x Close	1.65	7007321
1/2 x 1 1/2	1.75	7007323
1/2 x 2	1.90	7007325
1/2 x 2 1/2	2.00	7007327
1/2 x 3	2.20	7007329
1/2 x 4	2.70	7007333
1/2 x 5	3.15	7007337
1/2 x 6	3.55	7007341
3/4 x Close	2.05	7007361
3/4 x 1 1/2	2.15	7007363
3/4 x 2	2.20	7007365
3/4 x 2 1/2	2.30	7007366
3/4 x 3	2.55	7007369
3/4 x 4	3.05	7007373
3/4 x 5	3.55	7007377
3/4 x 6	4.25	7007381
1 x Close	3.05	7007401
1 x 2	3.35	7007405

SIZE	PRICE	PART #
1 x 2 1/2	3.55	7007407
1 x 3	3.75	7007409
1 x 3 1/2	4.10	7007411
1 x 4	4.45	7007413
1 x 5	5.25	7007416
1 x 6	5.75	7007421
1 1/4 x Close	3.80	7007441
1 1/4 x 2	4.20	7007445
1 1/4 x 2 1/2	4.30	7007446
1 1/4 x 3	4.75	7007449
1 1/4 x 4	5.60	7007453
1 1/4 x 5	6.45	7007457
1 1/4 x 6	7.20	7007461
1 1/2 x Close	4.60	7007481
1 1/2 x 2	4.95	7007485
1 1/2 x 3	5.75	7007489
1 1/2 x 4	6.90	7007493
1 1/2 x 6	8.75	7007501
2 x Close	5.95	7007521
2 x 2 1/2	6.60	7007525
2 x 3	7.20	7007529
2 x 4	8.80	7007533
2 x 5	10.20	7007537
2 x 6	11.75	7007541
2 1/2 x Close	22.10	7007561
3 x Close	25.20	7007601
3 x 4	29.55	7007613
3 x 5	33.40	7007617
3 x 6	37.60	7007621
4 x Close	37.75	7007681
4 x 4	42.80	7007693
4 x 6	56.70	7007701

Sales Tax: Extra if applicable

Prices subject to change without notice.

PRICE ON REQUEST

Standard Black Pipe

SIZE	DIAMETERS			WEIGHT		PLAIN END		THREADED/COUPLED	
	O.D.	I.D.	WALL	T/C	P.E.	PRICE	PART #	PRICE	PART #
1/8	0.405	0.269	0.069	0.24	0.24		4140800		4160000
1/4	0.540	0.364	0.088	0.42	0.42		4141000		4162000
3/8	0.657	0.493	0.091	0.57	0.57		4142000		
1/2	0.840	0.622	0.109	0.85	0.85		4143000		4163000
3/4	1.050	0.824	0.113	1.13	1.13		4144000		4164000
1	1.315	1.049	0.133	1.68	1.68		4145000		4165000
1 1/4	1.660	1.380	0.140	2.28	2.27		4146000		4166000
1 1/2	1.900	1.610	0.145	2.73	2.72		4147000		4167000
2	2.375	2.067	0.154	3.68	3.65		4148000		4168000
2 1/2	2.875	2.469	0.203	5.82	5.79		4150000		4169000
3	3.500	3.068	0.216	7.62	7.58		4152000		4170000
3 1/2	4.000	3.548	0.226	9.20	9.11		4153000		
4	4.500	4.026	0.237	10.89	10.79		4153500		4172000

Standard Galvanized Pipe

SIZE	DIAMETERS			WEIGHT		PLAIN END		THREADED/COUPLED	
	O.D.	I.D.	WALL	T/C	P.E.	PRICE	PART #	PRICE	PART #
1/8	0.405	0.269	0.068	0.24	0.24		4174950		4178000
1/4	0.540	0.364	0.088	0.42	0.42		4174975		4178500
3/8	0.675	0.493	0.091	0.57	0.57				4179000
1/2	0.840	0.622	0.109	0.85	0.85				4180000
3/4	1.050	0.824	0.113	1.13	1.13		4175300		4181000
1	1.315	1.049	0.133	1.68	1.68		4175500		4182000
1 1/4	1.660	1.380	0.140	2.28	2.27		4175600		4183000
1 1/2	1.900	1.610	0.145	2.73	2.72				4184000
2	2.375	2.067	0.154	3.68	3.65		4176000		4185000
2 1/2	2.875	2.469	0.203	5.82	5.79				4186000
3	3.500	3.068	0.216	7.62	7.58		4176700		4187000
3 1/2	4.000	3.548	0.226	9.20	9.11		4177000		
4	4.500	4.026	0.237	10.89	10.75		4177500		4189000

Sales Tax: Extra if applicable

Prices subject to change without notice.



PRICE ON REQUEST

Extra Heavy Pipe

SIZE	DIAMETERS			WEIGHT		PLAIN END	
	O.D.	I.D.	WALL	T/C	P.E.	PRICE	PART #
1/8	0.405	0.215	0.095	0.31	0.31		
1/4	0.540	0.302	0.119	0.54	0.54		
3/8	0.675	0.423	0.126	0.74	0.74		4217500
1/2	0.840	0.546	0.147	1.09	1.09		4218000
3/4	1.050	0.742	0.154	1.48	1.47		4219000
1	1.315	0.957	0.179	2.18	2.17		4220000
1 1/4	1.660	1.278	0.191	3.02	3.00		4220500
1 1/2	1.900	1.500	0.200	3.66	3.63		4221000
2	2.375	1.939	0.218	5.07	5.02		4223000
2 1/2	2.875	2.323	0.276	7.73	7.66		4224000
3	3.500	2.900	0.300	10.33	10.25		4225000
3 1/2	4.000	3.364	0.318	12.63	12.51		4226000
4	4.500	3.826	0.337		14.98		

Sales Tax: Extra if applicable

Prices subject to change without notice.

Standard Malleable Reducing Fittings - 150 lb. Galvanized

90° Reducing Elbows

Size	Price	Part #
1 x 3/4	4.75	7205260
1 1/4 x 1	7.65	7205290


Sales Tax: Extra if applicable

Prices subject to change without notice.




VALVES			
SIMMONS - BRASS FOOT-LEAD FREE			DS-1
PART NUMBER	SIZE NPT	DESCRIPTION	PRICE
8554150	3/4"	452SB	POA
8554120	1"	453SB	45.20
8554140	1 1/4"	454SB	59.80
8554160	1 1/2"	456SB	POA
8554170	2"	457SB	POA
8554180	2 1/2"	458SB	POA
8554190	3"	459SB	POA
8554200	4"	460SB	POA

MERRILL - BRASS FOOT			DS-1
PART NUMBER	SIZE NPT	DESCRIPTION	PRICE
8554122	1/2"	FVNL50	15.85
8554123	3/4"	FVNL75	17.20
8554125	1"	FVNL100	26.85
8554145	1 1/4"	FVNL125	32.00
8554146	1 1/2"	FVNL150	55.95
8554147	2"	FVNL200	79.90



MERRILL STAINLESS STEEL FOOT			DS-1
PART NUMBER	SIZE NPT	DESCRIPTION	PRICE
	1"	FVS 100	44.90
	1 1/4"	FVS 125	59.50

PRESSURE RELIEF VALVES			DS-1
PART NUMBER	SIZE NPT	DESCRIPTION	PRICE
8554400	1/2"	75 P.S.I.	13.95
8554500	3/4"	75 P.S.I.	14.90




SNIFTER VALVES		DS-1
PART NUMBER	SIZE NPT	PRICE
8553300	1/8" NPT Air Valve	3.95
8553400	1/4" NPT Air Valve	4.75

Sales Tax: Extra if applicable

Prices subject to change without notice.



VALVES			
VERTICAL CHECK VALVES			
SIMMONS - BRASS			DS-1
PART NUMBER	SIZE NPT	DESCRIPTION	PRICE
8553710	3/4" F X F	502SB	POA
8553720	1" F X F	503SB	61.50
8553740	1 1/4" F X F	504SB	75.00
8553750	1 1/2" F X F	505SB	POA
8553760	2" F X F	506SB	168.00
8553900	3" F X F	508SB	854.50
8553950	4" F X F	509SB	1595.00
8553960	5" F X F	510SB	POA
8553985	6" F X F	511SB	POA



MERRILL - BRASS			DS-1
PART NUMBER	SIZE NPT	DESCRIPTION	PRICE
8553723	1/2"	CVNL50	15.20
8553725	3/4"	CVNL75	18.75
8553730	1"	CVNL100	24.95
8553735	1 1/4"	CVNL125	36.98
8553736	1 1/2"	CVNL150	49.95
8553737	2"	CVNL200	99.50
8553738	3"	CVNL300	379.00
8553739	4"	CVNL400	719.00

SUBMERSIBLE CHECK VALVES		DS-1
PART NUMBER	SIZE NPT	PRICE
8552940	1" NPT (M) x (F) Check Valve	POA
8552970	1 1/4" NPT (M) x 1" NPT (F) Check Valve	54.50
8553705	1 1/4" NPT (M) x 1 1/4" (F) Check Valve	58.50
8552980	6225B 2" x 2" SIMMONS	POA



DOLE FLOW VALVES			
MODEL GC			DS-1
PART NUMBER	SIZE NPT	G.P.M.	PRICE
8555312	3/4"	1.0	72.50
8555316	3/4"	1.5	72.50
8555320	3/4"	2.0	72.50
8555328	3/4"	2.5	72.50
8555332	3/4"	3.0	72.50
8555338	3/4"	3.5	72.50
8555344	3/4"	4.0	72.50
8555349	3/4"	4.5	72.50
8555352	3/4"	5.0	72.50
8555360	3/4"	6.0	72.50
8555368	3/4"	7.0	72.50
8555376	3/4"	8.0	72.50
8555382	3/4"	9.0	72.50
8555384	3/4"	10.0	72.50

MODEL GX			DS-1
PART NUMBER	SIZE NPT	G.P.M.	PRICE
8555324	1"	2.0	94.70
8555330	1"	2.5	94.70
8555336	1"	3.0	94.70
8555339	1"	3.5	94.70
8555348	1"	4.0	94.70
8555356	1"	5.0	94.70
8555364	1"	6.0	94.70
8555372	1"	7.0	94.70
8555380	1"	8.0	94.70
8555388	1"	10.0	94.70

MERRILL STAINLESS STEEL CHECK VALVES			DS-1
PART NUMBER	SIZE NPT	MODEL NO.	PRICE
8553969	1" NPT	CVS 100	47.50
8553970	1 1/4" NPT	CVS 125	62.10
8553974	2" NPT	CVS 200	141.50
8553976	3" NPT	CVS 300	620.00
8553978	4" NPT	CVS 400	1050.00
8553707	1 1/4" x 1" NPT	CVMS 1025	63.40

Sales Tax: Extra if applicable

Prices subject to change without notice.


VALVES		
BRONZE GATE		DS-2
PART NO.	DESCRIPTION	PRICE
5270000	1/4" NPT	12.85
5270002	3/8" NPT	12.85
5270003	1/2" NPT	12.85
5270010	3/4" NPT	15.25
5270012	1" NPT	22.50
5270013	1 1/4" NPT	31.50
5270014	1 1/2" NPT	43.50
5270015	2" NPT	60.75
INDGV	2 1/2" NPT	120.00
5270017	3" NPT	165.50
5270018	4" NPT	285.00



K.V.C. BRASS BALL VALVES		
LEAD FREE		DS-2
PART NO.	DESCRIPTION	PRICE
5262056NL	1/4 NPT FXF FULL PORT	6.00
5262057NL	3/8 NPT FXF FULL PORT	6.00
5262070NL	1/2" NPT FXF FULL PORT	11.50
5262075NL	3/4" NPT FXF FULL PORT	17.50
5262080NL	1" NPT FXF FULL PORT	28.25
5262082NL	1 1/4 NPT FXF FULL PORT	41.90



K.V.C. BRASS BALL VALVES		
		DS-2
PART NO.	DESCRIPTION	PRICE
5262070	1/2" NPT FXF FULL PORT	9.15
5262075	3/4" NPT FXF FULL PORT	14.75
5262080	1" NPT FXF FULL PORT	21.75
5262082	1 1/4" NPT FXF FULL PORT	32.94
5262084	1 1/2" NPT FXF FULL PORT	48.20
5262086	2" NPT FXF FULL PORT	70.95
5262088	3" NPT FXF FULL PORT	229.50
5262090	4" NPT FXF FULL PORT	389.25



Sales Tax: Extra if applicable

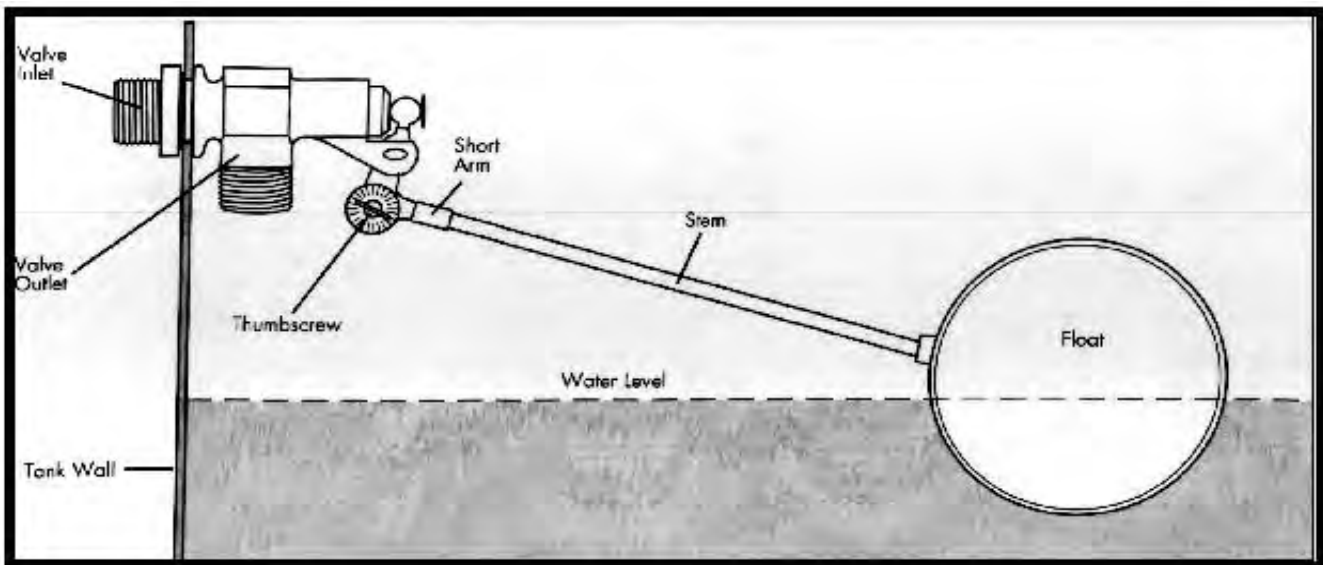
Prices subject to change without notice.



SEDIMENT FAUCETS		DS-2
PART NO.	DESCRIPTION	PRICE
5450000	1/2" NPT	8.94
5450200	3/4" NPT	9.75


UNDERGROUND CURB STOP AND DRAIN		DS-2
PART NO.	DESCRIPTION	PRICE
8551200	3/4" FIP x FIP #H10284	POA
8551250	1" FIP x FIP #H10284	POA

FLOAT VALVE ASSEMBLY					DS-4
SIZE	PART NO.	DESCRIPTION	FLOAT MATERIAL	ROD MATERIAL	PRICE
3/4"	3705020	BRASS C/W 5" BALL	PLASTIC	S/S	62.50



Sales Tax: Extra if applicable

Prices subject to change without notice.



JOHNSON STAINLESS STEEL DRIVE DS-4 POINTS			
PART NO.	DESCRIPTION	SLOT SIZE	PRICE
8455800	1 1/4" x 24" x 30"	#6	173.00
8455900	1 1/4" x 24" x 30"	#10	173.00
8456200	1 1/4" x 36" x 42"	#6	222.00
8456300	1 1/4" x 36" x 42"	#8	222.00
8456400	1 1/4" x 36" x 42"	#10	222.00
8457000	1 1/4" x 48" x 54"	#6	272.00
8457100	1 1/4" x 48" x 54"	#8	272.00
8457200	1 1/4" x 48" x 54"	#10	272.00
8457700	2" x 36" x 42"	#6	274.00
8457800	2" x 36" x 42"	#10	274.00
8457900	2" x 48" x 54"	#6	322.00
8458000	2" x 48" x 54"	#10	322.00
8200790	2" x 36" Extension M X F	#10	274.00
8200795	2" x 36" Extension M X F	#12	274.00
8200803	2" x 48" Extension M X F	#10	322.00
8200804	2" x 48" Extension M X F	#12	322.00
8200808	2" x 60" Extension M X F	#10	364.00
8200809	2" x 60" Extension M X F	#12	364.00



MERRILL s/s DRIVE POINTS DS-4			
PART NO.	DESCRIPTION	SIZE	PRICE
8457640	1 1/4" 18 X 24	60 GA	55.00
8457678	1 1/4" 24 X 30	"	59.00
8457680	1 1/4" 30 X 36	"	64.50
8457685	1 1/4" 36 X 42	"	84.50
8457650	1 1/4" 18 X 24	80 GA	55.00
8457675	1 1/4" 24 X 30	"	59.00
8457679	1 1/4" 30 X 36	"	64.50
8457895	1 1/4" 36 X 42	"	84.50
8458110	2" 24 X 30	60 GA	91.00
8458115	2" 30 X 36	"	96.00
8458120	2" 24 X 30	80 GA	91.00
8458125	2" 30 X 36	"	96.00

BRADY P V C POINTS DS-4			
PART NO.	DESCRIPTION	SIZE	PRICE
8458130	1 1/4" 30 X 36		28.75

Sales Tax: Extra if applicable

Prices subject to change without notice.



JOHNSON s/s TELESCOPIC SCREENS F x F DS-4

SIZE		PRICE				
4" x 3'	3" NPT	SLOT #4	SLOT #6	SLOT #8	SLOT #10	SLOT #12
		2066000	2067000	2068000	2069000	2070000
		SLOT #14	SLOT #16	SLOT #18	SLOT #20	SLOT #25
		2071000	2072000	2073000	2074000	2075000
		SLOT #30	SLOT #35	SLOT #40	SLOT #45	SLOT #50
SIZE		PRICE				
4" x 4'	3" NPT	SLOT #4	SLOT #6	SLOT #8	SLOT #10	SLOT #12
		2081000	2082000	2083000	2084000	2085000
		SLOT #14	SLOT #16	SLOT #18	SLOT #20	SLOT #25
		2086000	2087000	2088000	2089000	2090000
		SLOT #30	SLOT #35	SLOT #40	SLOT #45	SLOT #50
SIZE		PRICE				
4" x 5'	3" NPT	SLOT #4	SLOT #6	SLOT #8	SLOT #10	SLOT #12
			2096000		2099000	2100000
		SLOT #14	SLOT #16	SLOT #18	SLOT #20	SLOT #25
		2101000			2105000	
		SLOT #30	SLOT #35	SLOT #40	SLOT #45	SLOT #50
SIZE		PRICE				
5" x 3'	4" NPT	SLOT #4	SLOT #6	SLOT #8	SLOT #10	SLOT #12
			2127000	2128000	2129000	2130000
		SLOT #14	SLOT #16	SLOT #18	SLOT #20	SLOT #25
		2131000	2133000	2134000	2135000	2136000
		SLOT #30	SLOT #35	SLOT #40	SLOT #45	SLOT #50
		2137000	2138000	2139000	2140000	
SIZE		PRICE				
5" x 4'	4" NPT	SLOT #4	SLOT #6	SLOT #8	SLOT #10	SLOT #12
			2143000	2144000	2145000	2146000
		SLOT #14	SLOT #16	SLOT #18	SLOT #20	SLOT #25
		2147000	2148000	2149000	2150000	2151000
		SLOT #30	SLOT #35	SLOT #40	SLOT #45	SLOT #50
		2152000	2153000	2154000		
SIZE		PRICE				
5" x 5'	4" NPT	SLOT #4	SLOT #6	SLOT #8	SLOT #10	SLOT #12
			2158000	2159000	2160000	2161000
		SLOT #14	SLOT #16	SLOT #18	SLOT #20	SLOT #25
		2162000	2163000	2164000	2165000	2166000
		SLOT #30	SLOT #35	SLOT #40	SLOT #45	SLOT #50
				2180000		

Sales Tax: Extra if applicable

Prices subject to change without notice.



JOHNSON s/s TELESCOPIC SCREENS F x F DS-4

SIZE		PRICE				
6" x 3'	527.00	SLOT #4	SLOT #6	SLOT #8	SLOT #10	SLOT #12
		2187000	2188000	2189000	2190000	2191000
5" NPT		SLOT #14	SLOT #16	SLOT #18	SLOT #20	SLOT #25
		2192000	2193000	2194000	2195000	2196000
		SLOT #30	SLOT #35	SLOT #40	SLOT #45	SLOT #50
		2197000	2198000	2199000	2199200	2199300
SIZE		PRICE				
6" x 4'	630.00	SLOT #4	SLOT #6	SLOT #8	SLOT #10	SLOT #12
		2202000	2203000	2204000	2205000	2206000
5" NPT		SLOT #14	SLOT #16	SLOT #18	SLOT #20	SLOT #25
		2207000	2208000	2209000	2210000	2211000
		SLOT #30	SLOT #35	SLOT #40	SLOT #45	SLOT #50
		2212000	2213000	2214000	2214010	2214015
SIZE		PRICE				
6" x 5'	766.00	SLOT #4	SLOT #6	SLOT #8	SLOT #10	SLOT #12
			2218000		2220000	2221000
5" NPT		SLOT #14	SLOT #16	SLOT #18	SLOT #20	SLOT #25
		2222000	2223000	2224000	2225000	
		SLOT #30	SLOT #35	SLOT #40	SLOT #45	SLOT #50
				2229000		
SIZE		PRICE				
6" x 6'	830.00	SLOT #4	SLOT #6	SLOT #8	SLOT #10	
		2230000	2230100	2230200	2230300	

PIPE SIZE

SIZE		PRICE		
6" x 4'	890.00	SLOT #10	SLOT #14	SLOT #18
		2235060	2235062	2235066
600' Setting				
6" NPT				

SIZE	PART NO.	PRICE
4 1/4" X 3"	2238500	76.00
5" X 4"	2239000	76.00
5 1/8" X 4"	2240000	76.00
6 1/4" X 4"	2242500	92.00
6 1/4" X 5"	2242000	87.00
8" X 6"	2243135	245.00
8 1/4" X 6"	2243137	345.00

Sales Tax: Extra if applicable

Prices subject to change without notice.



"SCREEN NIPPLES"							NET		
PART NUMBER	SIZE LENGTH	4" DIA.		PART NUMBER	5" DIA.		PART NUMBER	6" DIA.	
			T.B.E.			T.B.E.			T.B.E.
M4076100D	1'		36.50	M4076205D		44.00	M4076301D		53.00
M4076125D	2'		48.75	M4076215D		60.50	M4076305D		66.00
M4076135D	3'		59.50	M4076225D		73.70	M4076310D		97.00
M4076145D	4'		71.50	M4076235D		95.70	M4076315D		109.00
M4076155D	5'		82.50	M4076240D		111.00			

PLUGS		DS-2
PART NO.	DESCRIPTION	PRICE
7008300	3" NPT BLACK SQ HD CORED	14.00
7008320	4" NPT BLACK SQ HD CORED	38.00
7008330	5" NPT BLACK BAR HEAD	44.00
7008340	6" NPT BLACK BAR HEAD	54.00

PLUGS		NET
PART NO.	DESCRIPTION	PRICE
M7008335	5" WELLMASTER PLUG	23.50

NIPPLES		DS-2
PART NO.	DESCRIPTION	PRICE
7007601	3" x Close Black	30.00
M7007681D	4" x Close Black	45.00
M7007721D	5" x Close Black	70.00
M7007731	6" x Close Black	75.00
7208481	4" x Close Galvanized	63.00

NIPPLES - STAINLESS STEEL		DS-2
PART NO.	DESCRIPTION	PRICE
M7007685	4" Close Stainless Steel	50.00
M7007725	5" Close Stainless Steel	80.00
M7007735	6" Close Stainless Steel	90.00

Sales Tax: Extra if applicable

Prices subject to change without notice.



DRIVE SHOES			
PART NO.	DESCRIPTION	SHOE O.D.	PRICE
M5005400TUFF	5 1/2 x 5 Reg. Weld On .244 Wall	6.050	44.55
M5005500TUFF	5 1/2 x 5 Reg. 8RD THD .244 Wall	6.050	44.55
M5007200TUFF	5 1/2" x 5 3/16" Cable Tool Weld On	6.050	44.55
M5007300TUFF	5 1/2" x 5 3/16" Cable Tool 8RD THD	6.050	44.55
M5010200TUFF	6 5/8" x 6 1/4" Cable Tool W/O 5 1/2" Long	7.390	72.50
M5010225TUFF	6 5/8" x 6 1/4" Cable Tool W/O 4" Long	7.390	59.50
M5010401	6 5/8" x 6 1/4" Rotary 8RD THD	7.390	74.00
M5010700TUFF	6 5/8" x 6 1/4" Rotary W/O	7.390	74.00
M5011410TUFF	6 5/8" x 6 1/4" Rotary W/O 4" Long	7.390	59.50
M5013900TUFF	8 5/8" x 8 1/4" Cable Tool Weld On	9.625	167.75 net
M5015500TUFF	10 3/4" x 10" Cable Tool Weld On	11.750	POA
M5017200TUFF	12 3/4" x 12" Cable Tool Weld On	14.000	POA



Sales Tax: Extra if applicable

Prices subject to change without notice.



WELD RINGS			NET
PART NO.	DESCRIPTION	O.D.	PRICE
M3428061	4 1/2" X 4"	5.00	17.95
M4506250	5 1/2" x 4"	6.050	25.55
M4506252	5 9/16 X 4" LG	6.050	22.00
M4506400	6 5/8" x 2 1/4"	7.000	10.75
M4506401	65/8" X 2 1/4" (NO LIP)	7.000	10.75
M4507000	85/8" X 5" X 9.45" O.D.	9.625	55.00
M4508000	10 3/4" x 4" x 11.75" O.D.	11.75	66.00

BUDGET DRIVE SHOE (NOT HARDENED)			NET
PART NO.	DESCRIPTION	SHOE O.D.	PRICE
M5010250	6 5/8" x 6 1/4" Cable Tool Budget L.P.	7.000	39.80
M5010750	6 5/8" x 6 1/4" Rotary Budget L.P.	7.000	39.80
M5010780	6 5/8" Cable Tool W/O H.P. Budget	7.625	53.75

COUPLINGS SLIP ON X 8RD THD			NET
PART NO.	DESCRIPTION	PRICE	
M3428475D	4 1/2" SLIP ON X 8 RD THD	28.60	
M3429402D	5 1/2" SLIP ON X 8 RD THD	48.49	
M3432475D	85/8" SLIP ON X 8 RD THD	74.80	
M3436325D	10 3/4" SLIP ON X 8 RD THD	88.55	

WELL EXTENSION COUPLING			NET
PART NO.	DESCRIPTION	PRICE	
M3448011G	6" PRESS X PRESS 12" LONG	82.50	



Sales Tax: Extra if applicable

Prices subject to change without notice.



MUD PUMP PARTS			
RODS AND PISTONS			
		FAILING FM 45 5" X 6 1/4"	
FOR:		GARDNER DENVER FG-FXG 5" X 6"	NET
PART NO.	FAILING NO.	DESCRIPTION	PRICE
4410550	XGD-21-FXG-183	Piston Rod(GD-1)	152.90
4410600	D-2780-A	Piston Rod (API-1)	152.90
4410140	F-918-F	Piston Assy. (GD-1)	180.50
4410145	F-1070	Piston Assy. (API-1)	180.50
4409200	156F383	Piston Rubber Repair Kit	107.00
4408400	1FXG840	Piston Rod Baffle	27.00
4410350	D-2561-1	1 13/16" Rubber Crown Rings	4.00
4410400	FG-317	Junk Ring	22.00
4410250	F1071	Piston Body	POA
4410100	10-16	Rod Packing	84.00

PUMP LINERS			
		FAILING FM 45 5" X 6 1/4"	
FOR:		GARDNER DENVER FG-FXG 5" X 6"	NET
PART NO.	FAILING NO.	DESCRIPTION	PRICE
4409275	D-1825-CR	Chrome Liner 5"	368.00
4409300	D-1825	Plain Liner 5"	330.20
4410000	D-1826	Liner Sleeve 1 1/2"	24.00
4409990	XGD-25-T-27	Liner Sleeve 1"	21.00

VALVE SPRINGS, STUDS, NUTS & GASKETS			
			NET
PART NO.	FAILING NO.	DESCRIPTION	PRICE
4411900	XGD-78-A171	Steel Spring (6G62B)	POA
4411910	L146	Brass Spring	10.50
4411930	100F679	Pump Stud	POA
4409310	16C-NH	Stud Nut	POA
4408650	100F690	Valve Cover Gasket	11.20
4408700	100F688	Cylinder Head Gasket	17.20

Sales Tax: Extra if applicable


Prices subject to change without notice.



MUD PUMP PARTS


REGULAR SLUSH VALVE FOR: **FAILING FM 45 5" X 6 1/4"**
GARDNER DENVER FG-FXG 5" X 6" NET
GARDNER DENVER FD-FXX 5" X 8"

PART NO.	FAILING NO.	DESCRIPTION	PRICE
	XGD-5-FF-156	Cap Screen	POA
	F-929	Steel Washer	POA
4408610	XGD-1-FG-452	Rubber Insert	14.00
	FG-206-H	Valve Body	POA
4411805	FG-39-H	Valve Seat	66.00
4410130	F-395	Valve Assembly	98.00



GRAVEL VALVES FOR: **FAILING FM 45 5" X 6 1/4"**
GARDNER DENVER FG-FXG 5" X 6" NET
GARDNER DENVER FD-FXX 5" X 8"

PART NO.	FAILING NO.	DESCRIPTION	PRICE
	101 F 862	Valve Body	POA
	101 F 863	Steel Washer	POA
4408600	101 F 864	Rubber Insert	14.00
4411806	F-993	Valve Seat	65.00
4410135	101 F 861	Valve Assembly	134.00
	101 F 865	Bolt	POA



5 1/2 X 8 MUD PUMP PARTS NET

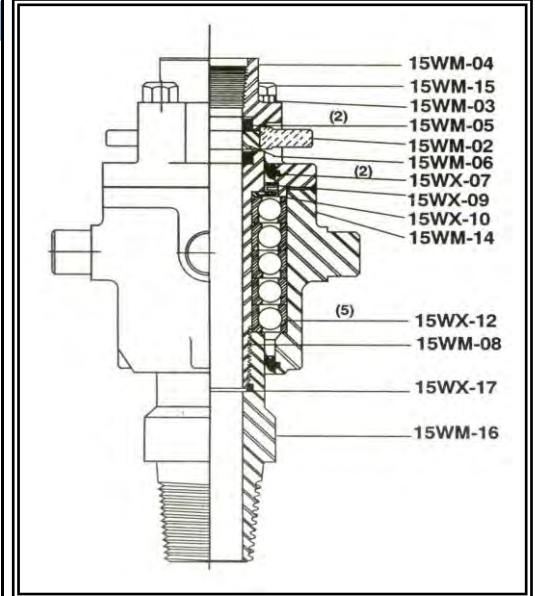
PART NO.	FAILING NO.	DESCRIPTION	PRICE
4410610		Rod API-3 SEF-183	POA
4410405		Junk Rink, Brass BC317	POA
4409302		Liner FD45655	POA
4410160		Piston Comp't API-3 204TBB045A	POA
4410005		Packing, Liner 25T32	POA
4410110		Packing,Rod 2 1/2 x 1 1/2	POA
4409220		Repair Kit, Piston TBB76013	POA

Sales Tax: Extra if applicable

Prices subject to change without notice.



SWIVEL PARTS			
			NET
PART NO.	KING NO.	DESCRIPTION	PRICE
5151100	10XV-06	WEAR BUSHING	54.50
5151115	10KM-06	WEAR BUSHING	54.50
5151120	15KM-06	WEAR BUSHING	90.00
5151125	15XV-06	WEAR BUSHING	76.00
5151130	2J-04	WEAR BUSHING	33.00
5151133	2WM-06	WEAR BUSHING	56.55
5151155	10KM-05	PACKING RING	24.22
5151160	15KM-05	PACKING RING	24.20
5151175	10XV-05	PACKING RING	20.65
5151221	15XV-05	PACKING RING	23.10
5151223	20XV-05	PACKING RING	29.50
5151227	2J-03	PACKING RING	20.00
5151228	2WM-02	PACKING RING	23.50
5151230	147732	F/GD RING PACKING	14.00
5151250	169056	WEAR RING	93.00
5151300	15XV-17	SPINDLE THREAD SEAL	24.20



RUBBER SHALE TRAPS			
			NET
PART NO.	PROD. NO.	DESCRIPTION	PRICE
5229000		4 1/2" X 6"	21.00
5229200		5" X 8"	27.00
5230000		6" X 10 1/2"	45.00




Sales Tax: Extra if applicable

Prices subject to change without notice.



RETIP & RERUN ROTARY BITS

STEEL TOOTH TRICONE				NET
PART NO.	SIZE	FORMATION	PIN SIZE	PRICE
3053920	6 1/8"	RETIPPED	3 1/2" API	POA
3054210	6 1/4"		3 1/2" API	POA
3054250	6 3/4"		3 1/2" API	POA
3051600	7 7/8"		4 1/2" API	POA
3051575	7 7/8"		3 1/2" API	POA
3051700	8 1/2"		4 1/2" API	POA
3051750	8 3/4"		4 1/2" API	POA
3051800	9 7/8"		6 5/8" API	POA
3051900	12 1/4"		6 5/8" API	POA



RERUN CARBIDE BUTTON TRICONE ROTARY BITS

CHIZEL TOOTH				NET
PART NO.	SIZE	FORMATION	PIN SIZE	PRICE
3053930	6 1/8"		3 1/2" API	POA
3054220	6 1/4"		3 1/2" API	POA
3054260	6 3/4"		3 1/2" API	POA
3153432	7 7/8"		4 1/2" API	POA
3153435	8 1/2"		4 1/2" API	POA
3153440	8 3/4"		4 1/4" API	POA
3153450	9 7/8"		6 5/8" API	POA
	12 1/4"		6 5/8" API	POA

CABLE TOOL BITS

				NET
PART NO.	SIZE	API PIN	MODEL	PRICE
3049040	5"	1 5/8" x 2 5/8"	RAMPP	POA
3049400	6 1/8"	2" x 3"	RAMPP	POA
3049950	6 1/8"	2 1/4" x 3 1/4"	RAMPP	POA



BITS

				NET
PART NO	SIZE	API PIN	MODEL	PRICE
3051960	5"	2 7/8 API	T 1 HARD	POA
3051970	5"	2 7/8 API	T 2 MED HARD	POA
3051975	3 7/8"	2 3/8 API	SE 56	POA
ZWWW0470	5"	2 7/8 API	SE 56	POA
ZWWW0837	6 1/8"	3 1/2 API	PDC 6 WING	POA

Sales Tax: Extra if applicable

Prices subject to change without notice.

NOVO HIGH EFFICIENCY SOFTENER SERIES 485			DS-2
PART NO.	MODEL	DESCRIPTION	LIST PRICE
8528975	NVO485HE-75	Novo Series 485 HE Twin Tank	
8528976	NVO485HE-100	Novo Series 485 HE Twin Tank	
8528977	NVO485HE-150	Novo Series 485 HE Twin Tank	
8528961	NVO485HE-75C	Novo Series 485 HE Cabinet	
8528962	NVO485HE-100C	Novo Series 485 HE Cabinet	

NOVO SOFTENER/ IRON FILTER			DS-2
PART NO.	MODEL	DESCRIPTION	PRICE
	NOV485	SIM-100 SOFT/IRON/MANG	
	NOV485	SIM-150 SOFT/IRON/MANG	

NOVO CHEMICAL FREE IRON FILTER SERIES 465			DS-2
PART NO.	MODEL	DESCRIPTION	LIST PRICE
8529017	NOV465	BIF 100 TWO TANK SYSTEM	
8529014	NOV465	BIF 150 TWO TANK SYSTEM	
ZPAC1290	NOV465	BIFMN-100 - 15050071	
ZPAC1394	NOV465	BIFMN - 150	

Sales Tax: Extra if applicable

Prices subject to change without notice.



NOVO WHOLE HOUSE FILTER (AUTO)			DS-2
PART NO.	MODEL	DESCRIPTION	PRICE
	NVO 485T0-75	CARBON TASTE & ODOUR	
ZPAC1344	NVO 485T0-100	CARBON TASTE & ODOUR	
	NVO 485MM-75	MULTI - MEDIA	
	NVO 485MM-100	MULTI - MEDIA	
ZPAC1281	NVO 485NU-75	NEUTRALIZING	
8529020	NVO 465NU-100	NEUTRALIZING	
ZPAC2028	NVO 485 Simtan Plus-150	Softner, Iron, Maganese, Tannin, Colour	
ZPAC2058	NVO 485 Simtan Plus-250	Softner, Iron, Maganese, Tannin, Colour	

NOVO REVERSE OSMOSIS SYSTEMS			DS-2
PART NO.	MODEL	DESCRIPTION	PRICE
ZPAC1371	475 PRO SERIES	4 STAGE QUICK CONNECT 20010023	

CHEMICAL FEEDER			DS-4
STENNER			
PART NO.	MODEL	DESCRIPTION	PRICE
3678501	11873	2GPD 115V #45MHP-2 1/4" TUBING	810.00
3678502	11874	2GPD 230V #45MHP-2 1/4" TUBING	810.00
	11876	10GPD 115V #45MHP-10 1/4" TUBING	810.00
	11879	10GPD 230V #45MHP-10 1/4" TUBING	810.00
3678499	11880	5GPD 115V #85MHP-5 1/4" TUBING	810.00
3678498	11872	5GPD 230V #85MHP-5 1/4" TUBING	810.00

STENNER PARTS			DS-4
PART NO.	MODEL	DESCRIPTION	PRICE
UCCP201		#1 TUBE ASSY PKG OF 2	69.95
UCCP202		#2 TUBE ASSY PKG OF 2	69.95

CHLORINE / CLEANER			DS-4
PART NO.	MODEL	DESCRIPTION	PRICE
3353910	3.5 Lb.	CHLORINATOR PELLETS WP 350	POA
8158890	33010	RES-UP FEEDER 3 PINT	28.00
8158910	45147	RES-UP CLEANER 1 GALLON	28.00
8158900	45148	RES-UP CLEANER 1 QUART	POA

Sales Tax: Extra if applicable

Prices subject to change without notice.

ULTRA VIOLET STERILIZERS

TROJAN MAX

DS-4

PART NO.	ORDER NO.	DESCRIPTION	PRICE
8513746	650694R	U.V. MAX D4 12 GPM	595.00
8513748	650682	U.V. MAX E4 22 GPM	1040.00
8513750	650687	U.V. MAX F4+ 36 GPM	1685.00
8513755		VH200-F10 UV/FILTER SYSTEM	598.50

R CAN STERILIGHT

DS-4

PART NO.	ORDER NO.	DESCRIPTION	PRICE
	S5Q-PA 5GPM	304S/S CHAMBER QUARTZ SLEEVE REMOTE BALLAST W/LED POWER INDICATOR & LAMP ON & ALARM	375.00
8513775	S8Q-PA 8GPM	SAME AS ABOVE	425.00
	VH 410	18 GPM	548.50

TROJAN / R-CAN LAMPS / SLEEVES

DS-4

PART NO.	ORDER NO.	DESCRIPTION	PRICE
8513790		LAMP S810RL FOR S8Q-PA	121.69
8513792		LAMP S463RL FOR S5Q-PA	101.75
8513760	602804	Lamp for UV MAX B	112.50
8513762	602805	Lamp for UV MAX C & D	115.00
8513764	602806	Lamp for UV MAX E	129.00
8513766	602807	Lamp for UV MAX F	137.50
8513768	602730	Quartz Sleeve for UV MAX A	44.00
8513770	602731	Quartz Sleeve for UV MAX B	44.00
8513772	602732	Quartz Sleeve for UV MAX C & D	46.90
8513774	602733	Quartz Sleeve for UV MAX E	58.00
8513776	602734	Quartz Sleeve for UV MAX F	68.25
ZPAC1322	40020001	LAMP U. V. 6 GPM S1 SERIES	139.50
8513791	40020006	QUARTZ SLEEVE 6GPM S1 SERIES	89.00

Sales Tax: Extra if applicable

Prices subject to change without notice.




INLINE FILTERS HOUSING			
			DS-4
PART NO.	MODEL	DESCRIPTION	PRICE
3680831	WV1H34SS	2 1/2" X 10" CLEAR SUMP VALVE IN HEAD -BLUE HEAD	
3680850	WCT34SS	2 1/2" X 10" SINGLE FILTER CLEAR SUMP PRESSURE RELEASE HEAD-BLUE HEAD	

* ABOVE C/W BRACKET, SCREWS & WRENCH



PENTEK FILTER HOUSING			
			DS-4
PART NO.	MODEL	DESCRIPTION	PRICE
3684830		4" x 10" 3/4"	69.00
3684831		4" x 10" 1"	69.00
3684832		4" x 20" 3/4"	89.00
3684833		4" x 20" 1"	79.00
3680854		BAG FILTER 20"	235.00
3684834		WRENCH	8.50
3684836	150061	BRACKET	21.00

*ABOVE WRENCH AND BRACKET NOT INCLUDED



BIG BLUE FILTER HOUSING			
			DS-4
PART NO.	MODEL	DESCRIPTION	PRICE
3684835	26258	4" X 10" SUMP W/ BLACK HEAD 1" CONN	
3684837	26259	4" X 20" SUMP W/ BLACK HEAD 1" CONN	
ZPAC1236	26262	4" X 10" SUMP C/W 3/4" CONN	
ZPAC1348	26261	4" X 20" SUMP C/W 3/4" CONN	

*ABOVE WRENCH AND BARCKET INCLUDED

SPIN DOWN FILTERS			
RUSCO			DS-4
PART NO.	MODEL	DESCRIPTION	PRICE
8200900	1" S/O	SEDIMENT FILTER	64.00
8200910	1 1/2" S/O	SEDIMENT FILTER	86.00
8200920	2" S/O	SEDIMENT FILTER	135.00

*** Specify screen size for above when ordering***
Available in 24, 30, 40, 60, 100, 140, and 250 mesh openings

Sales Tax: Extra if applicable

Prices subject to change without notice.



FILTER REPLACEMENT CARTRIDGES			DS-4
PART NO.	MODEL	DESCRIPTION	PRICE
3684810	26269	21/2" X 10" 5 Micron Dirt/Rust	5.25
ZPAC1295	26227	21/2" X 20" 5 Micron Dirt & Rust	9.98

FILTER REPLACEMENT CARTRIDGES			DS-4
PART NO.	MODEL	DESCRIPTION	PRICE
3684820	26277	21/2" X 10" 5 Micron Activated Carbon	10.50
	26186	21/2" X 20" 5 Micron Activated Carbon	22.50

BIG BLUE CARTRIDGES			DS-4
PART NO.	MODEL	DESCRIPTION	PRICE
3684838	26235	41.2" X 10" 5 Micron Dirt & Rust 26178	12.85
3684839	26239	41/2" x 20" 5 Micron Dirt & Rust 26180	18.95
3684840	26203	4 1/2 x 10 10 Micron Carbon Block 26203	35.50
3684841	26187	41/2" x 10" 5 Micron Activated Carbon 26187	26.50
3684842	26188	41/2" x 20" 5 Micron Activated Carbon 26188	48.00
3684843	26206	4 1/2 x 20" 10 Micron Carbon Block 26206	55.50

SPIN DOWN FILTERS			DS-4
PART NO.	MODEL	DESCRIPTION	PRICE
8200925	3/4" & 1"	Screen only for Spin Down Filter	19.00
8200930	1 1/2"	Screen only for Spin Down Filter	45.00
8200935	2"	Screen only for Spin Down Filter	63.00

FITTINGS FOR SPIN DOWN FILTERS			DS-4
PART NO.		DESCRIPTION	PRICE
8211060		Reducer PVC 1" Slip x 3/4" FPT	2.50
8211070		Reducer PVC 1 1/2" Slip x 3/4" FPT	2.50
8211080		Reducer PVC 1 1/2" Slip x 1" FPT	2.50
8211084		Reducer PVC 2" Slip x 3/4" FPT	4.85
8211085		Reducer PVC 2" Slip x 1" FPT	4.85
8211090		Reducer PVC 2" Slip x 1 1/4" FPT	4.85
		Reducer PVC 2" Slip x 1 1/2" Socket	4.25

Sales Tax: Extra if applicable

Prices subject to change without notice.

WATER LEVEL INDICATORS		
WATERRA WATER LEVEL INDICATOR		
		NET
PART NUMBER	DESCRIPTION	PRICE
3942230	WATER LEVEL WS-2 30 METER - SPECIAL ORDER FOR FEET	400.00
3942250	WATER LEVEL WS-2 50 METER - SPECIAL ORDER FOR FEET	450.00
3942275	WATER LEVEL WS-2 75 METER - SPECIAL ORDER FOR FEET	500.00
3942300	WATER LEVEL WS-2 100 METER - SPECIAL ORDER FOR FEET	550.00

CLOSED REEL		
		NET
PART NUMBER	DESCRIPTION	PRICE
3942235	WATER LEVEL WS-2 30 METER (CLOSED REEL)	400.00



Sales Tax: Extra if applicable

Prices subject to change without notice.



DRILLING MUDS			
PART NO.	DESCRIPTION		LIST
9500100	Aqua Gel/Hydra Gel	100 lb. Bag	20.00
3735025	Barafos	50 lb. Bag	210.00
3735056	Bariteweight Material	50 lb. Bag	32.00
3735055	Ben Seal	50 lb. Bag	24.00
3735058	Pell Plug 1/4" Coated	50 lb Pail	120.00
3737005	Quik Foam	5 Gallon Pail	210.00
3735255	Pol - E Flake Lost Circulation	25 lb. Bag	80.00
3735176	Hole Plug 3/8" Chips	50 lb. Bag	20.00
3735175	Hole Plug 3/4" Chips	50 lb. Bag	20.00
3736000	Quick Gel	50 lb. Bag	24.00
3735078	E-Z Mud	1 Gallon Pail	60.00
3735075	E-Z Mud	5 Gallon Pail	220.00
3736004	Quick Grout	50 lb. Bag	24.00
3735610	Quick Trol	20 lb. Carton	220.00

DRILLING MUDS ACCESSORIES		
PART NO.	DESCRIPTION	NET PRICE
3738400	Mud Balance #1400	380.00
3738500	Mud Cup #202	26.00
3738550	Mud Funnel #201	52.00
3738540	Mini Desander	POA

K & E SILICA SAND		
PART NO.	DESCRIPTION	LIST
4531497	#00N 50 lb. Poly Bag	12.00
4531498	#0 50 lb. Poly Bag	12.00
4531499	#1M 50 lb. Poly Bag	12.00
4531500	#2M 50 lb. Poly Bag	12.00
4531501	#3M 50 lb. Poly Bag	12.00

Sales Tax: Extra if applicable

Prices subject to change without notice.



OTHER WELLMASTER PRODUCTS		
POLY ROPE		DS-1
PART NO.	DESCRIPTION	PRICE
8479400	1/4" X 500 Foot Reel Braided Rope	39.85EA
8479500	5/16 X 500 Foot Reel Braided Rope	54.50 EA

THREAD SEALANTS		DS-5
PART NO.	DESCRIPTION	PRICE
3897274	1/2 Pt. Brush Top Masters Pro Dope with Teflon	15.50
3897275	Maspus Pipe Sealant	14.95
5177970	1/2" X 540" Teflon Tape (Orange T-Tape)	5.45
5177980	1/2" x 480" Teflon Tape (White)	.99
5177996	3/4" x 540" Petro Tape	5.50
8528300	3/4" x 66" PVC Electrical Tape	1.39
ZPAC1654	1/2" x 540" BMI Tape Pink	4.25



LUBRICANTS		NET
PART NO.	DESCRIPTION	PRICE
3895980	8.6 KG Jet Lube <i>Kopr Kote</i>	179.00
3895985	20 KG Jet Lube <i>Kopr Kote</i>	335.00
3895971	3.5 Gallon NCS30	176.50
ZWWW2425	1 Gallon Eco-Safe	90.00
ZWWW2429	2 Gallon Eco-Safe	140.50
ZWWW2447	5 Gallon Eco-Safe	228.00
3895921	2.5 Gallon Well Guard	396.00
3895972	1 Gallon Bullseye	98.00
3185000	Dope Brush	12.55

CHAIN WRENCH		NET
PART NO.	DESCRIPTION	PRICE
5545650	CW24 CHAIN WRENCH	124.50



Sales Tax: Extra if applicable

Prices subject to change without notice.



ACIDS & JOHNSON CHEMICALS		
		DS-5
PART NO.	DESCRIPTION	PRICE
3004001	Acid Muratic 4 x 4 Litre Case	51.00
3002900	Acid Nu-Well 4.5 lbs., Pellets	42.90
3002902	Acid Nu-Well 9 lbs., Pellets	82.00
3003150	Dispersent 310 B10 5 Gallon Pail	720.00

COTEY CHEMICAL		
		DS-5
PART NO.	DESCRIPTION	PRICE
3004020	Dry Acid Special 50 lb. Pail	309.00
3004007	Welgicide Cleaner 50 lb. Pail	302.00
3004006	Mud Nox 1 Gallon Jug	44.00
		NET
5505000	J200 Well Cleaning Toll	395.00
5505004	Well Cleaning Brush 4"	130.00
5505005	Well Cleaning Brush 5"	130.00
5505006	Well Cleaning Brush 6"	130.00
5505009	Well Cleaning Brush 8"	130.00
		NET
5505007	J400 Well Cleaning Tool	825.00
5505008	Well Cleaning Brush 8"	240.00
5505010	Well Cleaning Brush 10"	240.00
5505012	Well Cleaning Brush 12"	240.00
5505014	Well Cleaning Brush 14:	240.00
5505016	Well Cleaning Brush 16"	240.00
5505018	Well Cleaning Brush 18"	320.00
5505020	Well Cleaning Brush 20"	320.00
	Well Cleaning Brush 22"	POA
	Well Cleaning Brush 24"	POA

Sales Tax: Extra if applicable

Prices subject to change without notice.

RIDGID TOOL PRICE LIST

CUTTERS & WHEELS

PART NUMBER	DESCRIPTION	MODEL NUMBER	NET PRICE
3630010	42A Wheel Cutter 3/4" - 2"	32870	273.50
3630000	2A HD Pipe Cutter 1/8" - 2"	32820	241.97
3630020	466 4" - 6" Hinged Cutter	83080	1334.00
3630675	F3 1 & 2 HD Cutter Wheel	33105	18.05
3630677	F229 3 & 4 HD Cutter Wheel	33125	28.85
3630678	F367 6HD Cutter Wheel for 6S	33145	31.75

DIES

PART NUMBER	DESCRIPTION	MODEL NUMBER	NET PRICE
5226006	2" 12R High Speed RH NPT Dies	37895	119.65
5226000	1/2" 12R Alloy RH NPT Dies	37825	73.30
5226001	3/4" 12R Alloy RH NPT Dies	37830	73.30
5226002	1" 12R Alloy RH NPT Dies	37835	86.60
5226003	1 1/4" 12R Alloy RH NPT Dies	37840	87.05
5226004	1 1/2" 12R Alloy RH NPT Dies	37845	96.60
5226005	2" 12R Alloy RH NPT Dies	37850	96.60
5226010	1 - 2" HS RH 65 R NPT Dies	38100	131.10
5226008	1 - 2" HS RH NPT Dies For Universal	47770	268.99

DIE HEADS

PART NUMBER	DESCRIPTION	MODEL NUMBER	NET PRICE
	1/2" 12R RH Alloy Die Head	37390	POA
	3/4" 12R RH Alloy Die Head	37395	POA
	1" 12R RH Alloy Die Head	37400	POA
	1 1/4" 12R RH Alloy Die Head	37405	POA
	1 1/2" 12R RH Alloy Die Head	37410	POA
5225002	2" 12R RH Alloy Die Head	37415	POA
5225001	12R Ratchet & Handle	30118	POA

CHAIN WRENCHES & TONGS

PART NUMBER	DESCRIPTION	MODEL NUMBER	NET PRICE
5550500	C14 Chain Wrench	31315	99.75
5550525	C18 Chain Wrench	31320	149.05
5550550	C24 Chain Wrench	31325	172.98
5550600	C36 Chain Wrench	31330	355.13
5550700	#3233 Chain Tongs 1" TO 6"	92675	675.00
5550800	#3235 Chain Tongs 1 1/2" TO 8"	92680	825.00
5550802	#3237 Chain Tongs 2" TO 12"	92685	1350.00

Sales Tax: Extra if applicable

Prices subject to change without notice.

RIDGID TOOL PRICE LIST

PIPE WRENCH

PART NUMBER	DESCRIPTION	MODEL NUMBER	NET PRICE
5528000	10" Aluminum Pipe Wrench	31090	57.90
5530000	14" Aluminum Pipe Wrench	31095	69.95
5540000	18" Aluminum Pipe Wrench	31100	96.90
5540010	24" Aluminum Pipe Wrench	31105	153.17
5540015	36" Aluminum Pipe Wrench	31110	273.00
5540020	48" Aluminum Pipe Wrench	31115	541.00
5540025	10" Straight Pipe Wrench	31010	36.95
5540030	14" Straight Pipe Wrench	31020	47.50
5540040	18" Straight Pipe Wrench	31025	68.50
5540050	24" Straight Pipe Wrench	31030	108.00
5540060	36" Straight Pipe Wrench	31035	231.75
5540070	48" Straight Pipe Wrench	31040	359.85
5540080	60" Straight Pipe Wrench	31045	530.00

HEEL JAW & PIN ASSEMBLY

PART NUMBER	DESCRIPTION	MODEL NUMBER	NET PRICE
5541800	12 - 14" Heel Jaw & Pin Assembly	31635	15.09
5541810	18" Heel Jaw & Pin Assembly	31675	20.10
5541820	24" Heel Jaw & Pin Assembly	31700	30.94
5541830	36" Heel Jaw & Pin Assembly	31725	51.82
5541835	48" Heel Jaw & Pin Assembly	31750	81.68
5541871	60" Heel Jaw & Pin Assembly	31775	134.80

HOOK JAW

PART NUMBER	DESCRIPTION	MODEL NUMBER	NET PRICE
5541885	14" Hook Jaw	31655	28.50
5541886	18" Hook Jaw	31670	39.78
5541887	24" Hook Jaw	31695	62.03
5541888	36" Hook Jaw	31720	130.30
5541889	48" Hook Jaw	31745	193.55
5541910	60" Hook Jaw	31770	308.00
5541948	Nut 14"	31665	6.71
5541949	Nut 18"	31685	9.92
5541950	Nut 24"	31710	14.63
5541952	Nut 36"	31735	26.85
5541954	Nut 48"	31760	41.45
5541956	Nut 60"	31785	73.00

Sales Tax: Extra if applicable

Prices subject to change without notice.

REPAIR PARTS

WELLMASTER STOCKS THE MOST COMMON SERVICE PARTS FOR PRODUCTS WE SELL.

CALL FOR PRICING & AVAILABILITY.

Sales Tax: Extra if applicable

Prices subject to change without notice.

Make a Difference.